



Quarterly Report December 31,

2024

2024

Table of Contents

Company Information	2
Chairman's Review (English)	4
Chairman's Review (Urdu)	7
Condensed Interim Statement of Financial Position	8
Condensed Interim Statement of Profit or Loss and Other Comprehensive Income	9
Condensed Interim Statement of Changes in Equity	10
Condensed Interim Statement of Cash Flows	11
Notes to the Condensed Interim Financial Statements	12

Company Information

Board of Directors

Aamir H. Shirazi
Chairperson

Azam Faruque
Director

Abid Naqvi
Director

Mashmooma Zehra Majeed
Director

Masanori Kito
Director

Tetsuya Komine
Director

Kazushi Yamanaka
Director

Saqib H. Shirazi
Chief Executive Officer

Maheen Fatima
Company Secretary

Audit Committee

Mashmooma Zehra Majeed
Chairperson

Azam Faruque
Member

Abid Naqvi
Member

Farrukh Munir
Head of Internal Audit

Maheen Fatima
Secretary

Human Resource & Remuneration Committee

Mashmooma Zehra Majeed
Chairperson

Abid Naqvi
Member

Saqib H. Shirazi
Member

Saadullah Ejaz
Secretary

Management

Saqib H. Shirazi
Chief Executive Officer

Afaq Ahmed
Vice President Marketing

Khawaja Shujaiddin
General Manager JVs Coordination

Danyal Ahmed Rasheed
Chief Financial Officer

Saadullah Ejaz
General Manager Human Resources & Administration

Faisal Mahmud
General Manager Plants

Muhammad Ammar
General Manager New Model Center

Hassan Mushtaq Cheema
General Manager Production, Planning & Control

Zia Ul Hassan Khan
General Manager Sales

Muhammad Zafar Iqbal
General Manager After Sales

Rashid Ahmed
General Manager Commercial & Planning

Tahir Nazir
General Manager Supply Chain & Secretary

Muhammad Rashad Rashid
General Manager Quality Assurance

Tahir Khan
General Manager Information Technology

Auditors

Shinewing Hameed Chaudhri & Co.
Chartered Accountants

Company Information

Legal Advisors

Mohsin Tayebaly & Co.

Tax Advisors

EY Ford Rhodes,
Chartered Accountants

Shares Registrar

Hameed Majeed Associates (Pvt.) Limited
H.M. House, 7-Bank Square,
Shahrah-e-Quaid-e-Azam, Lahore
Tel: (92-42) 37235081-82
Fax: (92-42) 37358817

Bankers

Allied Bank Limited
Askari Bank Limited
Bank Al-Habib Limited
Bank Alfalah Limited
Faysal Bank Limited
Habib Bank Limited
Habib Metropolitan Bank Limited
Khushali Bank Limited
MCB Bank Limited
Meezan Bank Limited
National Bank of Pakistan
Standard Chartered Bank (Pakistan) Limited
United Bank Limited

Registered Office

1-McLeod Road, Lahore-54000
Tel: (92-42) 37225015-17, 37233515-17
Fax: (92-42) 37233518, 37351119
E-mail: ahl@atlas.com.pk
Website: www.atlashonda.com.pk

Factories

F-36, Estate Avenue, S.I.T.E., Karachi-75730
UAN: (92-21) 111-111-245
Tel: (92-21) 32575561-65
Fax: (92-21) 32563758

26-27 KM, Lahore-Sheikhupura Road,
Sheikhupura-39321
Tel: (92-56) 3406501-8
Fax: (92-56) 3406009

Branch Offices & Customer Care Centres

Azmat Wasti Road, Multan
Tel: (92-61) 4570413-14
(92-61) 111-112-411
Fax: (92-61) 4541690

Islamabad Corporate Center,
Plot No. 784/785, Golra Road, Islamabad
Tel: (92-51) 5495921-7
Fax: (92-51) 5475928

Makhdoom Altaf Road, West Sadiq Canal
Bank, Near City School, Rahimyar Khan
Tel: (068) 5883415-19
Fax: (068) 5883414

2nd Floor, Dawood Centre, Autobhan Road,
Hyderabad
Tel: (022) 3411361-9
Fax: (022) 34113670

1st Floor, Meezan Executive Tower,
4 – Liaquat Road, Faisalabad
Tel: (92-41) 2541011-7, 2541014

1st Floor, 28-Mozang Road, Lahore
Tel: (92-42) 36361191-5, 36360740-7

Show Room

West View Building, Preedy Street,
Saddar, Karachi
Tel : (92-21) 32720833, 32727607

Customer Contact Centre

UAN: (92-42) 111-245-222
Toll Free: 0800-245-22
Email: contact.centre@atlashonda.com.pk
(Within working hours from Monday to Friday)

Chairman's Review

I am pleased to present the unaudited condensed interim financial information of the Company for the nine months ended December 31, 2024.

MACROECONOMIC OVERVIEW

Pakistan's economy has maintained its positive momentum, with key indicators demonstrating significant improvement. This progress is the result of a combination of factors, including the implementation of supportive monetary policies, assistance from international financial institutions, and a steadfast commitment to structural reforms. Consequently, GDP growth is projected to accelerate to 3.4% in FY25, up from 2.5% in the previous year. Furthermore, enhanced management of the external account, easing inflationary pressures, and an increase in non-debt foreign inflows are expected to further stimulate economic activity and contribute to sustainable growth.

On the external front, the current account posted a surplus of USD 1.21 billion during the first half of FY25, a remarkable improvement compared to the deficit of USD 1.40 billion in the same period last year. Exports grew by 7.2%, reaching USD 16.2 billion, which helped narrow the trade deficit to USD 11.5 billion. However, on a year-on-year (YoY) basis, the trade deficit rose by 12.5%, driven by increased import volumes due to higher economic activity. Home remittances provided crucial support, recording robust YoY growth of 32.8% to reach USD 17.8 billion. Consequently, foreign exchange reserves rose significantly to USD 16.4 billion, reflecting a 30% increase compared to the same period last year.

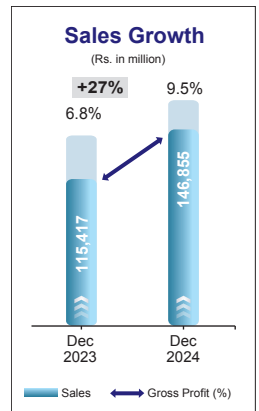
The country also made progress in controlling inflation, with the Consumer Price Index (CPI) declining to 4.1% in December 2024. This enabled the State Bank of Pakistan to reduce the policy rate by 200 basis points to 13%, marking a cumulative reduction of 900 basis points since June 2024. Consequently, the PSX 100 index reached historic highs, surpassing 115,000 points. However, fiscal collections fell short of the estimated target by Rs. 386 billion.

Pakistan's agricultural sector is expected to witness modest growth of 2.1% in FY25, primarily due to climate-related disruptions, lower wheat prices, and a decline in cotton cultivation. Nevertheless, the adoption of advanced mechanization techniques and improved access to farm inputs have yielded positive results, particularly in sugarcane and rice production. The significant increase in agricultural machinery imports during FY25 indicates growing investment in farming technology, which is expected to drive productivity gains over time. As farming efficiency improves, it is likely to stimulate sustained demand for consumer durables in rural areas, contributing to broader economic growth.

The Large-Scale Manufacturing Industries (LSMI) sector in Pakistan recorded a contraction of 1.25% during the first five months of the fiscal year 2024-25, compared to the same period last year. However, a notable aspect of this trend is that 11 out of 22 sectors have exhibited considerable growth, with significant expansions observed in industries such as automobiles, textiles, food and beverages, and petroleum products. The continued easing of monetary policy is likely to have a positive ripple effect, which may reinforce a broader growth trajectory and suggest an encouraging outlook for the future.

OPERATING RESULTS

During the nine months period ended December 31, 2024, the Company achieved net sales of Rs. 146.8 billion, an increase of 27.2% compared to the corresponding period of the last year. The gross profit increased from Rs. 7.8 billion to Rs. 14.0 billion, up by 79.1% as a result of higher sales volume, better sales mix and stable exchange rates. Sales and marketing expenses rose to Rs. 2.84 billion, an increase of 22.5% attributable to promotional activities and general inflation. Administrative expenses also increased by



24.1% mainly due to inflation and CSR initiatives. Other income, net of other operating expenses and financial charges, contributed an impressive Rs. 6.7 billion to the bottom line on account of efficient treasury operations. The above factors supported the Company in achieving nine months profit before tax of Rs. 17.0 billion as compared to profit before tax of Rs. 10.3 billion in the same period last year. Resultantly, the profit after tax for the nine months stood at Rs.10.7 billion, up by 75.2%. This is translated into Earnings per Share (EPS) of Rs. 85.84 against Rs. 49.01 in the corresponding period of last year.

FUTURE OUTLOOK

The economic outlook for Pakistan remains optimistic, with a broad-based recovery gaining traction across key sectors. A pivotal factor contributing to this stability has been the successful rollover of IMF program and implementation of structural reform. This development has not only bolstered investor confidence but also facilitated a more predictable economic environment. Resultantly, business sentiment has experienced a significant boost. Upgrades in credit ratings have enhanced the credibility, while reduced political uncertainty has created a more favorable investment climate. The declining inflation rate, combined with lower interest rates, is expected to have a positive impact on the economy. As purchasing power improves, consumer demand is expected to increase. Looking ahead, sustaining this positive momentum will hinge on the successful implementation of critical structural reforms. By maintaining a strong focus on these key initiatives, Pakistan is well-positioned to consolidate its economic achievements, drive sustained long-term sustainable growth, and ultimately realize its full economic potential.

The Company is strategically aligned and dedicated to addressing challenges by enhancing its operational performance and maintaining market leadership, with the objective of developing a long-term business strategy that consistently generates value for stakeholders. In this regard, the “Atlas Way” and “Atlas Systems” remain integral to our core business philosophy.

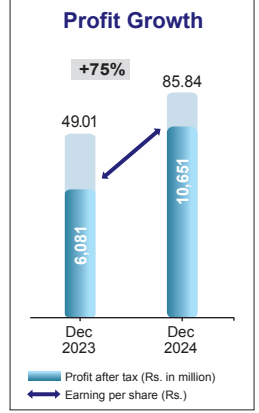
ع ذرا نم ہو تو یہ مٹی بہت زرخیز ہے ساتی
(With socio economic public sense of
direction industry does very well)

ACKNOWLEDGEMENT

The Atlas Group takes great pride in its partnership with Honda Motor Company Limited. We wish to acknowledge their continued support and cooperation in maintaining high standards of excellence. I would like to thank our valued customers for their ongoing trust, the management team for their dedicated efforts, the Board of Directors for their guidance, and Mr. Saquib H. Shirazi - CEO, for his inspiring leadership. I also express gratitude to all stakeholders - including bankers, dealers, vendors, associates and shareholders for their contributions in building Atlas Honda Limited into an exceptional company.

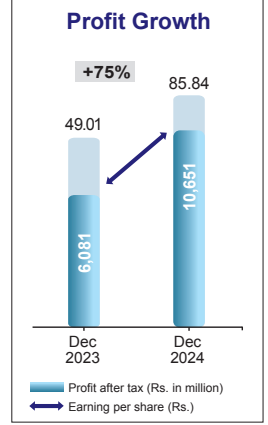
Dated: January 30, 2025
Karachi

Amir H. Shirazi



آپریٹنگ نتائج

31 دسمبر 2024 کو ختم ہونے والے نو ماہ کے عرصے کے دوران، کمپنی نے 146.8 ارب روپے کی خالص فروخت حاصل کی، جو گزشتہ سال کی اسی مدت کے مقابلے میں 27.2 فیصد زیادہ ہے۔ مجموعی منافع 7.8 ارب روپے سے 79.1 فیصد بڑھ کر 14.0 ارب روپے ہو گیا، جو فروخت کے زیادہ حجم، بہتر سٹریٹجی اور مستحکم شرح تبادلہ کا نتیجہ ہے۔ سٹیز اور مارکیٹنگ کے اخراجات بڑھ کر 2.84 ارب روپے ہو گئے جو کہ 22.5 فیصد کا اضافہ ہے جس کی وجہ پر ووشل سرگرمیاں اور عام افراط زر ہے۔ انتظامی اخراجات میں بھی 24.1 فیصد اضافہ ہوا، جس کی بنیادی وجہ افراط زر اور سی ایس آئی کے اخراجات ہیں۔ دیگر آمدنی، دوسرے آپریٹنگ اخراجات اور مالیاتی چارجز کو منہا کرنے کے بعد، مالیاتی چارجز کے خالص نے موثر ٹریڈری آپریٹنگ کے بدولت بائٹ لائن میں 6.7 بلین روپے کا متاثر کن حصہ ڈالا۔ ان عوامل کی وجہ سے، کمپنی نے نو ماہ کے دوران 17.0 ارب روپے کا قبل از ٹیکس منافع حاصل کیا، جو گزشتہ سال کی اسی مدت کے حاصل کردہ 10.3 ارب روپے کے منافع سے کافی زیادہ ہے۔ نتیجتاً، ختم ہونے والے نو ماہ میں بعد از ٹیکس منافع 10.7 ارب روپے رہا، جو 75.2 فیصد کا اضافہ ہے۔ اس کے نتیجے میں 85.84 روپے کی فی شیئر آمدنی حاصل ہوئی، جو گزشتہ سال کی اسی مدت کے دوران 49.01 روپے تھی۔



مستقبل کے خدو خال

معاشی اعتبار سے مستقبل کا منظر نامہ مثبت رہنے کی توقع ہے کیونکہ اہم شعبوں میں وسیع بنیادوں پر بحالی کی رفتار تیز ہو گئی ہے۔ اس استحکام میں آئی ایم ایف پروگرام کی کامیاب تجدید اور ساختی اصلاحات کے نفاذ نے اہم کردار ادا کیا ہے۔ اس پیش رفت نے نہ صرف سرمایہ کاروں کے اعتماد میں اضافہ کیا ہے بلکہ ایک زیادہ متوقع اور سازگار معاشی ماحول میں بھی معاونت کی ہے۔ نتیجتاً، کاروباری رجحانات میں نمایاں بہتری سامنے آئی ہے۔ کریڈٹ ریٹنگز میں اضافے سے ملک کی سہولت بہتر ہوئی ہے، جبکہ سیاسی غیر یقینی کی صورتحال میں سرمایہ کاری کے لئے زیادہ سازگار ماحول کا پیش خیمہ ثابت ہوئی ہے۔ افراط زر کی کم ہوتی شرح کے ساتھ شرح سود میں کمی سے معیشت پر مثبت اثرات مرتب ہونے کی توقع ہے۔ یہ توقع بھی کی جا رہی ہے کہ جیسے ہی قوت خرید میں بہتری آئے گی، صارفین کی طلب میں بھی خاطر خواہ اضافہ ہوگا۔ آگے چل کر اس مثبت پیش رفت کو جاری رکھنے کے لئے ان ضروری اصلاحات کا کامیابی سے نفاذ انتہائی اہم ہوگا۔ ان اہم اقدامات پر پھر پوری توجہ مرکوز رکھتے ہوئے پاکستان اپنی معاشی کامیابیوں کو مستحکم کرنے، طویل مدتی پائیدار ترقی کو فروغ دینے، اور باآخرا اپنی مکمل معاشی صلاحیت کو عملی جامہ پہنانے کے لئے پوری طرح تیار ہے۔

کمپنی اپنے آپریٹنگ نتائج کو بہتر بنا کر اور مارکیٹ میں اپنی قائدانہ حیثیت برقرار رکھ کر چیلنجز پر قابو پانے پر اپنی توجہ مرکوز رکھنے کے لئے مکمل تیار اور پرعزم ہے، اور اس سب کے لئے ایسی طویل المیعاد کاروباری حکمت عملی کی تشکیل کا مقصد کارفرما ہے گا جو اسٹیک ہولڈرز کے لئے ویلیو میں اضافہ جاری رکھے۔ اس سلسلے میں 'ٹلس وے' اور 'ٹلس سسٹمز' ہمارے کاروباری فلسفے کا انتہائی اہم حصہ ہیں گے۔

ع ذرا نم ہو تو یہ مٹی بہت زرخیز ہے ساقی

(With socio economic public sense of direction industry does very well)

توثیق بیان

ٹلس گروپ ہنڈل موٹر کمپنی لمیٹڈ سے اپنی شراکت داری پر فخر محسوس کرتا ہے اور اپنے ممتاز حیثیت کے اعلیٰ معیارات کو برقرار رکھنے میں ان کے مسلسل تعاون کا معترف ہے۔ میں اپنے کسٹمرز کے ہم پر اعتماد، ہماری انتظامی ٹیم کی مخلصانہ کوششوں، بورڈ آف ڈائریکٹرز کی رہنمائی اور جناب ثاقب انجیئر (CEO) کو ان کی پراثر لیڈرشپ اور اپنے اسٹیک ہولڈرز، بینکرز، ڈیلرز، ویڈرز، ایسی ایس اور شیئرز ہولڈرز کا بے حد ممنون و مشکور ہوں کہ جن کی مدد سے ٹلس ہنڈل لمیٹڈ کو ایک ممتاز کمپنی کی حیثیت حاصل ہے۔

عمر انجیئر
عمر انجیئر

تاریخ: 30 جنوری 2025
کراچی

چیزمین کا جائزہ

میں نہایت مسرت کے ساتھ 31 دسمبر 2024 کو ختم ہونے والے نو ماہ کے لئے کمپنی کی غیر آڈٹ شدہ مختصر عبوری مالیاتی معلومات پیش کر رہا ہوں۔

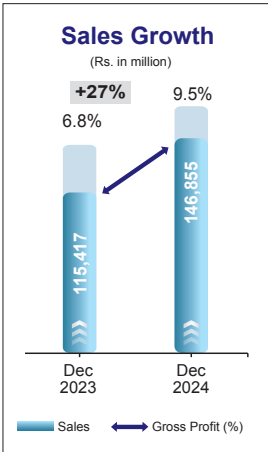
میکرو اکنامک جائزہ

پاکستانی معیشت نے مثبت پیش رفت کو برقرار رکھا ہے، جس کی عکاسی اہم معاشی اشاریوں میں نمایاں بہتری سے ہوتی ہے۔ اس نمو میں معاون مالیاتی پالیسیوں کے نفاذ، بین الاقوامی مالیاتی اداروں کی معاونت، اور ساختی اصلاحات کے لیے مستقل عزم جیسے عوامل نے مل کر کردار ادا کیا۔ اس کے نتیجے میں، مالی سال 2025 میں جی ڈی پی کی شرح نمو بڑھ کر 3.4 فیصد تک پہنچنے کی توقع ہے، جو کہ گزشتہ سال 2.5 فیصد تھی۔ مزید برآں، بیرونی اکاؤنٹس کے بہتر انتظام، افراط زر کے دباؤ میں کمی، اور غیر قرضہ جات والے غیر ملکی سرمایہ کے اضافے سے معاشی سرگرمی کو مزید تقویت ملے گی اور پائیدار ترقی میں مدد ملے گی۔

بیرونی شعبے میں، مالی سال 2025 کے پہلے نصف حصے کے دوران کرنٹ اکاؤنٹ میں 1.21 ارب امریکی ڈالر کا اضافہ دیکھنے میں آیا، جو پچھلے سال اسی مدت میں 1.40 ارب امریکی ڈالر کے خسارے کے مقابلے میں ایک قابل ذکر بہتری کو ظاہر کرتا ہے۔ برآمدات میں 7.2 فیصد اضافہ ہوا، جو 16.2 ارب امریکی ڈالر تک پہنچ گئیں، جس نے تجارتی خسارہ کو کم کر کے 11.5 ارب امریکی ڈالر تک لانے میں مدد دی۔ تاہم، سال بہ سال بنیاد پر، تجارتی خسارہ 12.5 فیصد بڑھا، جس کی بنیادی وجہ زیادہ معاشی سرگرمی کی وجہ سے درآمدی حجم میں اضافہ تھا۔ بیرون ملک سے آنے والی ترسیلات زر نے اہم کردار ادا کیا، جو سال بہ سال بنیاد پر 32.8 فیصد کے زبردست اضافے کے ساتھ 17.8 ارب امریکی ڈالر تک پہنچ گئیں۔ اس کے نتیجے میں، زرمبادلہ کے ذخائر میں نمایاں اضافہ ہوا، جو گزشتہ سال کے مقابلے میں 30 فیصد اضافے کے ساتھ 16.4 ارب امریکی ڈالر تک پہنچ گئے۔

ملک نے افراط زر پر قابو پانے کے حوالے سے بھی نمایاں پیش رفت کی، اور دسمبر 2024 میں کنزیومر پرائس انڈیکس (CPI) کم ہو کر 4.1 فیصد ہو گیا۔ اس کے بعد لائٹ بینک آف پاکستان نے پالیسی ریٹ 200 بیس پوائنٹس کم کر کے 13 فیصد کر دیا، جو جون 2024 کے بعد سے اب تک مجموعی طور پر 900 بیس پوائنٹس کی کمی ہے۔ اس کے نتیجے میں، پاکستان اسٹاک ایکسچینج کا 1000 انڈیکس تاریخی بلند سطح پر پہنچ گیا اور 115,000 پوائنٹس سے تجاوز کر گیا۔ تاہم، مالیاتی وصولیاں ہدف سے 386 ارب روپے کم رہیں۔

مالی سال 2025 میں پاکستان کے زرعی شعبے میں 2.1 فیصد کی معمولی ترقی متوقع ہے، جو بنیادی طور پر ماحولیاتی رکاوٹوں، گندم کی کم قیمتوں، اور کپاس کی کاشت میں کمی کی وجہ سے ہے۔ اس کے باوجود، جدید مشینری اور تکنیک کے استعمال اور زرعی وسائل تک بہتر رسائی کے نتیجے میں، خاص طور پر گنے اور چاول کی پیداوار میں مثبت اثرات دیکھے گئے ہیں۔ مالی سال 2025 کے دوران زرعی مشینری کی درآمدات میں نمایاں اضافے نے فارمنگ ٹیکنالوجی میں بڑھتی ہوئی سرمایہ کاری کی نشاندہی کی ہے، جو وقت کے ساتھ پیداوار میں اضافے کا سبب بن سکتی ہے۔ کاشتکاری اور زراعت میں بہتری کے ساتھ دیہی علاقوں میں ایشیائے صرف کی طلب میں مسلسل اضافہ متوقع ہے، جو وسیع تر معاشی ترقی میں کردار ادا کرے گا۔




پاکستان کی بڑے پیمانے کی پیداواری صنعت (LSMI) نے مالی سال 2024-25 کے پہلے پانچ مہینوں کے دوران گزشتہ سال کی اسی مدت کے مقابلے میں 1.25 فیصد کمی ریکارڈ کی۔ تاہم، اس رجحان کا ایک قابل ذکر پہلو یہ ہے کہ 22 مہینوں سے 11 مہینوں نے نمایاں ترقی ظاہر کی، جن میں آلومونیا، ٹیکسٹائل، فوڈ اینڈ بیورسٹری، اور پٹرولیم مصنوعات جیسے شعبے شامل ہیں۔ توقع ہے کہ مالیاتی پالیسی میں مسلسل نرمی کے مثبت اور متواتر اثرات مرتب ہوں گے، جو وسیع تر ترقی کے امکانات کو تقویت دے سکتے ہیں اور مستقبل کے لیے امید افزا منظر نامے کی نشاندہی کرتے ہیں۔

Condensed Interim Statement of Financial Position (Unaudited) As at December 31, 2024

		(Unaudited) December 31, 2024	(Audited) March 31, 2024
	Note	----- (Rupees in '000) -----	
ASSETS			
Non current assets			
Property, plant and equipment	5	12,392,686	12,445,718
Intangible assets		9,134	7,826
Long term investments	6	387,306	350,593
Long term loans and advances		113,908	106,531
Long term deposits	7	43,915	41,672
		<u>12,946,949</u>	<u>12,952,340</u>
Current assets			
Stores, spares and loose tools		968,975	1,027,714
Stock-in-trade		8,942,635	9,621,651
Trade debts		2,573,925	1,021,954
Loans and advances		98,764	89,211
Trade deposits and prepayments		367,978	229,118
Accrued mark-up / interest		551,199	656,355
Other receivables		111,738	16,137
Short term investments	8	31,604,538	13,959,667
Cash and bank balances		18,209,479	36,369,606
		<u>63,429,231</u>	<u>62,991,413</u>
		<u>76,376,180</u>	<u>75,943,753</u>
EQUITY AND LIABILITIES			
Equity			
Authorized capital 150,000,000 (March 31, 2024: 150,000,000) ordinary shares of Rs.10 each		1,500,000	1,500,000
Issued, subscribed and paid-up capital 124,087,935 (March 31, 2024: 124,087,935) ordinary shares of Rs.10 each		1,240,879	1,240,879
Reserves		30,484,611	27,526,690
		<u>31,725,490</u>	<u>28,767,569</u>
Liabilities			
Non current liabilities			
Lease liabilities		281,748	289,306
Staff retirement benefits		689,208	663,559
Deferred taxation		936,257	877,658
		<u>1,907,213</u>	<u>1,830,523</u>
Current liabilities			
Trade and other payables		42,138,845	43,151,951
Taxation - net		359,971	1,237,690
Dividend payable		46,327	682,949
Unclaimed dividend		159,703	215,084
Current portion of lease liabilities		38,631	57,987
		<u>42,743,477</u>	<u>45,345,661</u>
		<u>44,650,690</u>	<u>47,176,184</u>
Contingencies and commitments	9	<u>76,376,180</u>	<u>75,943,753</u>

The annexed notes 1 to 16 form an integral part of these condensed interim financial statements.


Amir H. Shirazi
Chairman


Saquib H. Shirazi
Chief Executive Officer



Danyal Ahmed Rasheed
Chief Financial Officer

Condensed Interim Statement of Profit or Loss and Other Comprehensive Income (Unaudited)
For The Nine Months Ended December 31, 2024

	Note	Quarter ended		Nine months period ended	
		December 31,		December 31,	
		2024	2023	2024	2023
----- (Rupees in '000) -----					
Sales - net		53,910,836	41,232,056	146,855,221	115,416,812
Cost of sales	10	(48,158,809)	(37,709,569)	(132,843,143)	(107,592,413)
Gross profit		5,752,027	3,522,487	14,012,078	7,824,399
Sales and marketing expenses		(969,582)	(804,111)	(2,838,063)	(2,316,127)
Administrative expenses		(233,230)	(204,808)	(799,710)	(644,618)
Other income		2,152,970	1,977,463	7,375,209	6,240,138
Other operating expenses		(299,737)	(369,824)	(662,859)	(750,371)
Share of net profit of an Associate		13,511	2,172	41,426	8,149
Operating profit		6,415,959	4,123,379	17,128,081	10,361,570
Finance cost		(30,467)	(18,503)	(85,879)	(55,145)
Profit before levies and income tax		6,385,492	4,104,876	17,042,203	10,306,425
Minimum tax differential		(5,463)	(9,834)	(18,242)	(28,291)
Final taxes		-	(72,580)	(273,446)	(316,684)
Profit before income tax		6,380,029	4,022,462	16,750,515	9,961,450
Income tax					
Current tax - for the period		(2,290,889)	(1,526,057)	(5,806,550)	(3,477,827)
- for the prior period		-	-	(314,767)	(247,012)
Deferred tax - (charge) / income		(58,598)	25,112	22,179	(155,820)
		(2,349,487)	(1,500,945)	(6,099,138)	(3,880,659)
Profit for the period		4,030,542	2,521,517	10,651,377	6,080,791
Other comprehensive income		-	-	-	-
Total comprehensive income for the period		4,030,542	2,521,517	10,651,377	6,080,791
----- (Rupees) -----					
Earnings per share					
- basic and diluted	11	32.48	20.32	85.84	49.01

The annexed notes 1 to 16 form an integral part of these condensed interim financial statements.


Aamir H. Shirazi
 Chairman


Saquib H. Shirazi
 Chief Executive Officer


Danyal Ahmed Rasheed
 Chief Financial Officer

Condensed Interim Statement of Changes in Equity (Unaudited) For the Nine Months Period Ended December 31, 2024

Issued, sub- scribed and paid-up capital	Capital reserves		Revenue reserves		Total
	Share premium	Gain on sale of land	General reserve	Unappropriated profit	

----- (Rupees in '000) -----

Balance as at April 1, 2023 (Audited)	1,240,879	39,953	165	9,492,000	12,006,945	22,779,942
Transaction with owners, recognised directly in equity						
Final dividend for the year ended March 31, 2023 at the rate of Rs. 13 per share	-	-	-	-	(1,613,143)	(1,613,143)
Interim dividend for the half year ended September 30, 2023 at the rate of Rs. 17 per share	-	-	-	-	(2,109,495)	(2,109,495)
Total comprehensive income for the nine months ended December 31, 2023						

Profit for the period	-	-	-	-	6,080,791	6,080,791
Other comprehensive income	-	-	-	-	-	-
	-	-	-	-	6,080,791	6,080,791
Balance as at December 31, 2023 (Unaudited)	1,240,879	39,953	165	9,492,000	14,365,098	25,138,095

Total comprehensive income for three months ended March 31, 2024

Profit for the period	-	-	-	-	3,627,254	3,627,254
Other comprehensive income	-	-	-	-	2,220	2,220
	-	-	-	-	3,629,474	3,629,474
Balance as at March 31, 2024 (Audited)	1,240,879	39,953	165	9,492,000	17,994,572	28,767,569

Transaction with owners in their capacity as owners


Final dividend for the year ended March 31, 2024 at the rate of Rs. 30 per share	-	-	-	-	(3,722,638)	(3,722,638)
Interim dividend for the half year ended September 30, 2024 at the rate of Rs. 32 per share	-	-	-	-	(3,970,817)	(3,970,817)

Total comprehensive income for the nine months ended December 31, 2024

Profit for the period	-	-	-	-	10,651,377	10,651,377
Other comprehensive income	-	-	-	-	-	-
	-	-	-	-	10,651,377	10,651,377
Balance as at December 31, 2024 (Unaudited)	1,240,879	39,953	165	9,492,000	20,952,493	31,725,490

The annexed notes 1 to 16 form an integral part of these condensed interim financial statements.


Amir H. Shirazi
Chairman



Saquib H. Shirazi
Chief Executive Officer



Danyal Ahmed Rasheed
Chief Financial Officer

Condensed Interim Statement of Cash Flows (Unaudited) For the Nine Months Period Ended December 31, 2024

	Note	Nine months period ended December 31,	
		2024	2023
		---- (Rupees in '000) ----	
CASH FLOWS FROM OPERATING ACTIVITIES			
Cash generated from / (used in) operations	12	9,593,502	(2,035,334)
Income taxes paid		(6,969,261)	(3,153,893)
Mark-up / interest received		4,113,596	4,081,716
Workers' profit participation fund paid		(384,717)	(271,661)
Workers' welfare fund paid		(267,692)	(135,782)
Long term loans and advances - net		(7,377)	(17,820)
Long term deposits - net		(2,243)	(20)
Net cash generated from / (used in) operating activities		6,075,808	(1,532,794)
CASH FLOWS FROM INVESTING ACTIVITIES			
Payments for property, plant and equipment		(1,219,407)	(1,764,439)
Proceeds from sale of property, plant and equipment		90,118	77,675
Payments for intangible assets		(10,585)	(2,940)
Payments for investments		(14,612,242)	(15,746,183)
Proceeds from sale of investments		-	10,750,000
Dividend received		4,712	2,689
Net cash used in investing activities		(15,747,404)	(6,683,198)
CASH FLOWS FROM FINANCING ACTIVITIES			
Lease rentals paid		(103,073)	(107,628)
Dividend paid		(8,385,458)	(4,091,880)
Net cash used in financing activities		(8,488,531)	(4,199,508)
Net decrease in cash and cash equivalents		(18,160,127)	(12,415,500)
Cash and cash equivalents at beginning of the period		36,369,606	34,702,516
Cash and cash equivalents at end of the period		18,209,479	22,287,016

The annexed notes 1 to 16 form an integral part of these condensed interim financial statements.


Aamir H. Shirazi
Chairman


Saquib H. Shirazi
Chief Executive Officer


Danyal Ahmed Rasheed
Chief Financial Officer

Notes to the Condensed Interim Financial Statements (Unaudited) For the Nine Months Period Ended December 31, 2024

1. THE COMPANY AND ITS ACTIVITIES

Atlas Honda Limited (the Company) is a public limited company incorporated in Pakistan and is listed on Pakistan Stock Exchange Limited. The Company is principally engaged in progressive manufacturing and marketing of motorcycles and spare parts. The Company is a subsidiary of Shirazi Investments (Private) Limited, which holds 52.43% (March 31, 2024: 52.43%) of issued, subscribed and paid-up capital of the Company.

2. BASIS OF PREPARATION

2.1 Statement of compliance

These condensed interim financial statements have been prepared in accordance with the accounting and reporting standards as applicable in Pakistan for interim financial reporting. The accounting and reporting standards as applicable in Pakistan for interim financial reporting comprise of:

- International Accounting Standard (IAS) 34, 'Interim Financial Reporting', issued by the International Accounting Standards Board (IASB) as notified under the Companies Act, 2017;
- Islamic Financial Accounting Standards (IFAS) issued by the Institute of Chartered Accountants of Pakistan (ICAP) as notified under the Companies Act, 2017; and
- Provision of and directives issued under the Companies Act, 2017.

Where the provisions of and directives issues under the Companies Act, 2017 differ with the requirements of IAS 34 or IFAS, the provisions of and directives issued under the Companies Act, 2017 have been followed.

3. MATERIAL ACCOUNTING POLICY INFORMATION

3.1 The material accounting policies and the methods of computation adopted in the preparation of these condensed interim financial statements are consistent with those applied in the preparation of audited annual financial statements for the year ended March 31, 2024.

There are certain International Financial Reporting Standards, amendments to published standards and interpretations that are mandatory for the financial year beginning on April 1, 2024. These are considered not to be relevant or to have any significant effect on the Company's financial reporting and operation and are, therefore, not disclosed in these condensed interim financial statements.

3.2 Taxes on income in the interim periods are accrued using tax rate that would be applicable to expected annual profit or loss.

3.3 Actuarial valuations are normally carried out on annual basis. The Board of Trustees, passed the resolutions by circulation, on June 10, 2024, approved the revision of the existing gratuity payable criteria. The new criteria changes from 15 days' last drawn basic salary for each year of eligible service to a graduated scale of gratuity payable based on the length of eligible service, effective from June 1, 2024. In order to ascertain the past service cost, the actuarial valuation was carried out on May 31, 2024. The impact of re-measurement of post-employment benefit plans has not been incorporated in the condensed interim financial statements.

3.4 Accounting guidance issued by the Institute of Chartered Accountants of Pakistan (ICAP) on accounting for minimum taxes and final taxes

During the period the Institute of Chartered Accountant of Pakistan (ICAP) have withdrawn the Technical Release 27 "IAS 12, Income Taxes (Revised 2012)" and issued guidance - "IAS 12 Application Guidance on Accounting for Minimum Taxes and Final Taxes" vide its circular No.07/2024 dated May 15, 2024. The said guidance requires certain amounts of tax paid under minimum and final tax regime to be shown separately as a levy in accordance with IFRIC 21 'Levies' and IAS 37 'Provision, Contingent Liabilities and Contingent Assets' instead of showing it in current tax.

Accordingly, the impact has been incorporated in these financial statements retrospectively in accordance with the requirement of International Accounting Standard (IAS 8) - 'Accounting Policies, Change in Accounting Estimates and Errors'. There has been no effect on the statement of financial position, the statement of cash flows and earning per share as a result of this change.

4. ACCOUNTING ESTIMATES AND JUDGEMENTS

The preparation of these condensed interim financial statements in conformity with the approved accounting standards requires the use of certain critical accounting estimates. It also requires management to exercise its judgement in the process of applying the Company's accounting policies. Estimates and judgements are continually evaluated and are based on historical experience and other factors, including the expectation of future events that are believed to be reasonable under the circumstances. Actual results may differ from these estimates.

During the preparation of these condensed interim financial statements, the significant judgements made by management in applying the Company's accounting policies and the key sources of estimation of uncertainty were the same as those that applied to the audited annual financial statements of the Company for the year ended March 31, 2024.

		(Unaudited) December 31, 2024	(Audited) March 31, 2024
	Note	---- (Rupees in '000) ----	
5. PROPERTY, PLANT AND EQUIPMENT			
Operating fixed assets	5.1	12,053,898	12,062,500
Capital work-in-progress		66,667	86,621
Right of use assets		272,121	296,597
		<u>12,392,686</u>	<u>12,445,718</u>
5.1 Operating fixed assets			
Book value at beginning of the period / year		12,062,500	11,931,412
Additions during the period / year		1,239,361	1,832,625
Disposals costing Rs. 514,396 thousand (March 31, 2024: Rs. 686,217 thousand) - at book value		(110,371)	(261,152)
Written-off costing Rs. 503,990 thousand (March 31, 2024: Rs. Nil) - at book value		(11,152)	-
Depreciation charge for the period / year		(1,126,441)	(1,440,385)
Book value at end of the period / year		<u>12,053,898</u>	<u>12,062,500</u>

		(Unaudited) December 31, 2024	(Audited) March 31, 2024
	Note	---- (Rupees in '000) ----	
6. LONG TERM INVESTMENTS			
Unquoted			
Associate - equity accounted investment	6.1	387,306	350,593
		<u>387,306</u>	<u>350,593</u>
6.1 Equity accounted investment - Atlas Hitec (Private) Limited			
Balance at beginning of the period / year		350,593	340,816
Share of (loss) / profit for the period / year - net of tax		41,426	12,475
Dividend received during the period / year		(4,712)	(2,698)
Balance at end of the period / year		<u>387,306</u>	<u>350,593</u>
6.1.1 Investment in Atlas Hitec (Private) Limited (AHTL) represents 19,000,000 fully paid ordinary shares of Rs.10 each representing 29.23% (March 31, 2024 : 29.23%) of its issued, subscribed and paid up capital as at December 31, 2024.			
6.1.2 The value of investment in an Associate is based on unaudited condensed interim financial statements of the investee company as at December 31, 2024.			
7. Long term deposits includes Rs. 28,000 thousand (March 31, 2024 : Rs. 28,000 thousand) paid to Atlas Energy Limited, a related party.			
8. SHORT TERM INVESTMENTS - at fair value through profit or loss			
		(Unaudited) December 31, 2024	(Audited) March 31, 2024
Investments in units of mutual funds:		---- (Rupees in '000) ----	
- Related parties		21,917,245	12,247,371
- Others		1,771,677	592,062
		<u>23,688,921</u>	<u>12,839,433</u>
At amortised cost - Treasury bills		7,915,617	1,120,234
		<u>31,604,538</u>	<u>13,959,667</u>
9. CONTINGENCIES AND COMMITMENTS			
9.1 Contingencies			
9.1.1 There is no change in status of the contingencies as disclosed in note 26.1.1 of the audited annual financial statements of the Company for the year ended March 31, 2024.			
		(Unaudited) December 31, 2024	(Audited) March 31, 2024
		---- (Rupees in '000) ----	
9.1.2 Guarantees issued by banks on behalf of the Company		<u>2,499,646</u>	<u>2,120,312</u>
9.2 Commitments			
9.2.1 Commitments in respect of:			
- capital expenditure, raw materials and components through confirmed letters of credit		<u>5,182,941</u>	<u>3,975,827</u>
- capital expenditure other than through letters of credit		<u>82,143</u>	<u>41,641</u>

9.2.2 Aggregate commitments for ijarah arrangements of vehicles and plant and machinery as at period / year end are as follows:

	(Unaudited) December 31, 2024	(Audited) March 31, 2024
	----- (Rupees in '000) -----	
Not later than one year	600,081	452,800
Over one year and no later than five years	1,533,333	1,256,230
More than five years	189,080	287,046
	<u>2,322,494</u>	<u>1,996,076</u>

----- (Unaudited) -----			
Quarter ended December 31, 2024		Nine months period ended December 31, 2023	
2024	2023	2024	2023
----- (Rupees in '000) -----			

10. COST OF SALES

Opening stock of finished goods	1,677,758	1,917,836	2,993,078	1,730,184
Cost of goods manufactured	44,596,764	27,105,078	120,647,178	89,819,123
Purchases during the period	4,342,204	10,786,660	11,660,805	18,143,111
	<u>48,938,969</u>	<u>37,891,738</u>	<u>132,307,983</u>	<u>107,962,234</u>
	50,616,727	39,809,574	135,301,061	109,692,418
Closing stock of finished goods	(2,457,918)	(2,100,005)	(2,457,918)	(2,100,005)
	<u>48,158,809</u>	<u>37,709,569</u>	<u>132,843,143</u>	<u>107,592,413</u>

11. EARNINGS PER SHARE

- basic and diluted

Profit for the period	4,030,542	2,521,517	10,651,377	6,080,791
-----------------------	-----------	-----------	------------	-----------

----- (Number of shares) -----

Weighted average number of ordinary shares in issue during the period	<u>124,087,936</u>	<u>124,087,936</u>	<u>124,087,936</u>	<u>124,087,936</u>
---	--------------------	--------------------	--------------------	--------------------

----- (Rupees) -----

Basic earning per share	<u>32.48</u>	<u>20.32</u>	<u>85.84</u>	<u>49.01</u>
-------------------------	--------------	--------------	--------------	--------------

11.1 There is no dilutive effect on the basic earnings per share of the Company.

12. CASH GENERATED FROM OPERATIONS

----- (Unaudited) -----

**Nine months ended
December 31,**

	2024	2023
Note	---- (Rupees in '000) ----	
Profit before levies and income tax	17,042,203	10,306,425
<i>Adjustments for:</i>		
Depreciation	1,181,080	1,123,065
Amortization	9,277	29,403
Provision for compensated absences	25,649	74,403
Provision for gratuity	520,000	53,591
Mark-up / interest on savings deposit accounts and term deposit receipts	(4,008,440)	(3,860,779)
Gain on sale of investments at fair value through profit or loss	(135,451)	(39,453)
Fair value gain on investments at fair value through profit or loss	(1,533,297)	154,643
Dividend income	(1,604,567)	(1,673,811)
Workers' profit participation fund	347,065	398,303
Workers' welfare fund	276,406	210,169
Loss on disposal and write-off of operating fixed assets	31,405	66,436
Share of profit of an Associate	(41,426)	(8,149)
Interest on lease liabilities	45,995	22,777
Changes in working capital	12.1 (2,562,398)	(8,892,357)
	<u>9,593,502</u>	<u>(2,035,334)</u>

12.1 Changes in working capital

(Increase) / decrease in current assets:

- Stores, spares and loose tools	58,739	34,804
- Stock-in-trade	679,016	(2,904,220)
- Trade debts	(1,551,971)	(1,231,160)
- Loans and advances	(9,553)	8,063
- Trade deposits and prepayments	(138,860)	1,918,154
- Other receivables	(95,601)	(1,513)
	(1,058,230)	(2,175,872)
Decrease in trade and other payables	(1,504,168)	(6,716,485)
	<u>(2,562,398)</u>	<u>(8,892,357)</u>

13. FINANCIAL RISK MANAGEMENT AND FINANCIAL INSTRUMENTS

13.1 Financial risk factors

The Company's activities expose it to a variety of financial risks: market risk (including foreign exchange risk, interest rate risk and price risk), credit risk and liquidity risk.

There have been no significant changes in the risk management policies since the year end.

The condensed interim financial information does not include all financial risk management information and disclosures required in the annual financial statements and should be read in conjunction with the Company's audited annual financial statements for the year ended March 31, 2024.

13.2 Fair value measurement of financial instruments

The carrying values of all financial assets and liabilities reflected in the financial information are a reasonable approximation of their fair values.

The table below analyses financial instruments carried at fair value, by valuation method. The different levels have been defined as follows:

- Quoted prices (unadjusted) in active markets for identical assets or liabilities [Level 1].
- Inputs other than quoted prices included within level 1 that are observable for the asset or liability, either directly (that is, as prices) or indirectly (that is, derived from prices) [Level 2].
- Inputs for the asset or liability that are not based on observable market data (that is, unobservable inputs) [Level 3].

	Level 1	Level 2	Level 3	Total
	----- (Rupees in '000) -----			
Assets - Recurring fair value measurement				
Financial assets at fair value through profit or loss				
December 31, 2024				
Short term investments	23,688,921	-	-	23,688,921
March 31, 2024				
Short term investments	12,839,433	-	-	12,839,433

There was no transfer amongst the levels and any change in valuation techniques during the period.

14. TRANSACTIONS WITH RELATED PARTIES

----- (Unaudited) -----
**Nine months period ended
 December 31,**

2024 2023
 ---- (Rupees in '000) ----

14.1 Significant transactions with related parties are as follows:

The Holding Company

Sales of:

- goods and services	1,954	1,091
- operating fixed assets	-	100

Purchases of:

- goods and services	16,764	26,064
- operating fixed assets	238	7,189

Lease rentals paid	27,153	51,447
--------------------	--------	--------

Dividend paid	4,034,020	1,951,945
---------------	-----------	-----------

Associated companies

Sales of:

- goods and services	1,961,238	1,456,523
- operating fixed assets	9,758	16,653

Purchases of:

- goods and services	35,543,705	29,892,646
- operating fixed assets	643,581	420,354

Sale of units in mutual funds	-	10,739,450
-------------------------------	---	------------

Purchase of units in mutual funds	6,800,000	15,500,000
-----------------------------------	-----------	------------

Royalty paid	10,918,059	6,902,567
--------------	------------	-----------

Technical assistance fee paid	45,853	65,000
-------------------------------	--------	--------

Commission income received	-	116
----------------------------	---	-----

Lease rental paid	36,799	33,453
-------------------	--------	--------

Insurance premium paid	779,341	686,803
------------------------	---------	---------

Insurance claims received	27,730	14,308
---------------------------	--------	--------

Reimbursement of expenses - net	16,584	14,200
---------------------------------	--------	--------

Dividend paid	2,910,829	105,542
---------------	-----------	---------

Dividend received	1,577,839	2,098,059
-------------------	-----------	-----------

Donation paid	207,381	131,030
---------------	---------	---------

Other related parties

Contributions paid to gratuity funds, provident funds / pension schemes	127,359	105,107
--	---------	---------

Key Management Personnel

- salaries and other employment benefits	235,320	189,784
--	---------	---------

- sale of assets under company policy	2,006	6,465
---------------------------------------	-------	-------

(Unaudited) December 31, 2024	(Audited) March 31, 2024
----- (Rupees in '000) -----	

14.2 Period / year end balances are as follows:

Receivables from related parties

Long term loans	3,890	6,113
Long term deposits	28,000	28,000
Trade deposits and prepayments	273,798	260,696

Payable to related parties

Lease liabilities	239,797	116,840
Staff retirement benefits	51,097	42,599
Trade and other payables	3,294,681	5,121,741
Dividend payable	-	738,323

These are in the normal course of business and are settled in ordinary course of business.

15. CORRESPONDING FIGURES


In order to comply with the requirements of International Accounting Standard 34 - 'Interim Financial Reporting', corresponding figures in the condensed interim statement of financial position comprise of balances as per the audited annual financial statements of the Company for year ended March 31, 2024 and the corresponding figures in the condensed interim statement of profit or loss and other comprehensive income, condensed interim statement of cash flows and condensed interim statement of changes in equity comprise of balances of comparable period as per the condensed interim financial statements of the Company for the nine months period ended December 31, 2023. The corresponding figures have been rearranged and reclassified due to adoption of guidance as disclosed in note 3.4 and wherever considered necessary for the purposes of comparison and better presentation the effect of which is not material.

16. DATE OF AUTHORIZATION

These condensed interim financial information were authorized for issue on January 30, 2025 by the Board of Directors of the Company.



Aamir H. Shirazi
Chairman



Saquib H. Shirazi
Chief Executive Officer



Danyal Ahmed Rasheed
Chief Financial Officer

PAGE LEFT BLANK INTENTIONALLY

Atlas Honda Limited

1-McLeod Road, Lahore-54000

Ph: (92-42) 37225015-17, 37233515-17

Fax: (92-42) 37233518, 37351119

E-mail: ahl@atlas.com.pk

Website: www.atlashonda.com.pk