

**QUARTERLY ACCOUNTS
FOR THE FIRST QUARTER
ENDED SEPTEMBER 30, 2024
(UN-AUDITED)**



ARUJ INDUSTRIES LTD.



COMPANY INFORMATION

BOARD OF DIRECTORS

- | | | |
|--------------------------------|---|-----------------|
| 1. Mr. Ali Maqsood Butt | : | Chair Person |
| 2. Mr. Faisal Khan | : | Chief Executive |
| 3. Mr. SH. Ghulam Mustafa | : | Director |
| 4. Mrs. Durray Zara Butt | : | Director |
| 5. Dr. Aruj Butt | : | Director |
| 6. Mr. Muhammad Sajjad Hussain | : | Director |
| 7. Miss Amara Javid | : | Director |

CHIEF FINANCIAL OFFICER

Mrs. Durray Zara Butt

COMPANY SECRETARY

Mr. Muhammad Sajjad Hussain

SHARE REGISTRARS

M/s. Corplink (Pvt.) Ltd.
Wings Arcade, 1-K , Commercial
Model Town Lahore.
Tel: 35839182, 35869037

LEGAL ADVISOR

Mr.Mian Waheed Akhtar,
Advocate High Court/ Supreme Court
Lahore.

AUDITORS

M/s. Qadeer & Co.
Chartered Accountants,
32-A Lawrence Road,
Lahore.

REGISTERED OFFICE

2-KM Off Raiwind-Manga Road,
Raiwind, Lahore.
Tel: (92 - 42) 35393125-6, 38102800
Fax: (92 - 42) 35393127
E-mail: info@aruj.com
Website: www.aruj.com

AUDIT COMMITTEE

Mr. Muhammad Sajjad Hussain	Chairman
Mr. SH. Ghulam Mustafa	Member
Miss Amara Javid	Member

REGISTERED OFFICE

2-KM Off Raiwind-Manga Road,
Raiwind, Lahore.
Tel: (92 - 42) 35393125-6, 38102800
Fax: (92 - 42) 35393127
E-mail: info@aruj.com
Website: www.aruj.com

HR & REMUNERATION COMMITTEE

Mr. Muhammad Sajjad Hussain	Chairman
Dr. Aruj Butt	Member
Miss Amara Javid	Member

BANKERS

Bank Alfalah Limited.
Habib Bank Limited.
Bank of Punjab.
JS Bank Limited.
Habib Metropolitan Bank Ltd.
Faysal Bank Limited.
Meezan Bank
Bank Al Habib



DIRECTOR'S REPORT

The Directors of Aruj Industries Ltd would like to present the unaudited accounts of the 1st Quarter ended 30th September, 2024. In brief, the results are as follows:

	3 Months ended Jul, 24 to Sep, 24 Rupees In Million	3 Months ended Jul, 23 to Sep, 23 Rupees In Million
Net Sale	0.1918	116.592
Net Loss before Taxation	(12.096)	(30.299)
Loss per Share	(1.16)	(3.04)

As mentioned in the yearly report, your company was finding it extremely difficult to sustain. To minimise losses, we have halted production until we can find ways to start up again without such losses.

We are hoping for some respite on the end of interest rate cuts from the central bank, as they would greatly help in improving economic activity, and thus would also help us come back into productivity.

Currently, your company is also looking at diversifying into other, related business so that we can continue operations.

For and on behalf of the Board

Lahore:
29th August, 2025

FAISAL KHAN
(Chief Executive Officer)

ڈائریکٹرز رپورٹ

آپ کی کئی عروج اظہار کے ڈائریکٹرز کمیٹی کے 30 ستمبر 2024ء میں ختم ہونے والے سرمایہ کے لیے غیر آڈٹ شدہ اکاؤنٹس کے ساتھ ساتھ اپنی رپورٹ پیش کرنا چاہیں گے۔

سہاوی اہتمام سرمایہ جولائی سے ستمبر 2023	سہاوی اہتمام سرمایہ جولائی سے ستمبر 2024	کل فروخت
کے اہتمام پر	کے اہتمام پر	تفصیل ٹیکسٹ سے پہلے
روپے ملین میں	روپے ملین میں	فی شیئر نقصان
116.592	0.1918	
(30.299)	(12.096)	
(3.04)	(1.16)	

جیسا کہ سالانہ رپورٹ میں ذکر کیا گیا ہے، آپ کی کمپنی کے لیے اپنا استحکام برقرار رکھنا انتہائی مشکل ہو رہا تھا۔ نقصانات کو کم کرنے کے لیے ہم نے پیداوار کو اس وقت تک معطل کر دیا ہے جب تک کہ ہم دوبارہ شروع کرنے کے لیے ایسے طریقے نہ تلاش کر لیں جن سے مزید نقصانات نہ ہوں۔

ہم امید کر رہے ہیں کہ مرکزی بینک کی طرف سے شرح سود میں کمی کا سلسلہ ختم ہو جائے گا، کیونکہ اس سے اقتصادی سرگرمی میں بہتری آئے گی اور اس طرح ہمیں پیداوار کو دوبارہ شروع کرنے میں مدد ملے گی۔

اس وقت، آپ کی کمپنی دیگر متعلقہ کاروباروں میں تنوع لانے پر بھی غور کر رہی ہے تاکہ ہم اپنی کارروائیوں کو جاری رکھ سکیں۔

بورڈ کی جانب سے:-

فیصل خان

چیف ایگزیکٹو

لاہور

مورخہ 29 اگست 2025



ARUJ INDUSTRIES LTD.

BALANCE SHEET AS AT SEPTEMBER 30, 2024

	(UN-AUDITED) SEPTEMBER. 30, 2024 Rupees	(AUDITED) June 30, 2024 Rupees
CAPITAL AND LIABILITIES		
SHARE CAPITAL AND RESERVES		
Authorised Capital 12,500,000 ordinary shares of Rs. 10/- each	125,000,000	125,000,000
Issued, Subscribed & Paid up Capital:	104,578,900	104,578,900
Capital Reserve	100,000,000	100,000,000
Director Loan	98,619,866	97,058,538
Accumulated Loss	(387,749,793)	(375,651,301)
	(84,551,027)	(74,013,863)
NON-CURRENT LIABILITIES		
Liabilities against assets subject to finance lease	8,926,502	8,007,132
Long Term Loan	-	-
Deferred liabilities	48,663,059	48,663,059
	57,589,561	56,670,191
CURRENT LIABILITIES:		
Short Term Finance	676,379,586	676,379,342
Current maturity of Finance Lease	-	-
Long Term Loan	6,178,852	8,543,630
Trade and other payable	6,006,540	6,006,540
Unclaim Dividend	293,234,332	294,948,708
Accrued Markup of short term loans-secured	2,290,218	2,290,218
Provision for Taxation	7,926,512	7,926,512
	4,480,872	4,478,474
	-	-
	996,496,912	1,000,573,424
CONTINGENCIES AND COMMITMENTS		
	-	-
	969,535,445	983,229,752
PROPERTY PLAND AND EQUIPMENT		
Operating Fixed Assets - Tangible		
At Written down value	376,115,304	383,663,671
CAPITAL WORK IN PROGRESS - P & M		
	-	-
LONG TERM SECURITY DEPOSITS		
	1,994,581	1,994,581
CURRENT ASSETS:		
Stores and spares	8,399,795	8,399,795
Stock in trade	79,623,207	79,679,076
Trade Debts	311,456,168	318,120,039
Loan & Advances	160,626,842	160,576,842
Trade deposits & Short Term pre-payments	-	-
Other Receivable	29,440,351	28,947,159
Cash and bank balances	1,879,197	1,848,582
	591,425,560	597,571,490
TOTAL ASSETS	969,535,445	983,229,752

Chief Executive

Director

Chief Financial Officer



**CONDENSED INTERIM STATEMENT OF
PROFIT OR LOSS (UN - AUDITED)
FOR THE PERIOD ENDED SEPTEMBER 30 ,2024**

	Jul-24 To Sep-24 Rupees	Jul-23 To Sep-23 Rupees
Sales - net	191,800	116,592,514
Less: Cost of sales	(9,195,480)	(138,709,828)
Gross Loss	(9,003,680)	(22,117,314)
Less: Operating expenses:		
Administrative and General	(2,328,371)	(7,099,177)
Selling and Distribution	-	(332,848)
	<u>(2,328,371)</u>	<u>(7,432,025)</u>
Operating profit / (loss)	(11,332,052)	(29,549,339)
Finance Cost	(764,043)	(749,968)
	<u>(12,096,095)</u>	<u>(30,299,307)</u>
Add: Other income	-	-
	<u>(12,096,095)</u>	<u>(30,299,307)</u>
Workers' profit participation fund	-	-
Profit / (loss) before taxation	(12,096,095)	(30,299,307)
Provision for taxation	(2,398)	(1,457,406)
Profit / (loss) after taxation	(12,098,492)	(31,756,713)
Loss per share - basic & diluted	(1.16)	(3.04)

Chief Executive

Director

Chief Financial Officer

**STATEMENT OF CASH FLOWS (UN-AUDITED)
FOR THE 1ST QUARTER EDNED SEPTEMBER 30,2024**

	SEPTEMBER, 2024 Rupees	SEPTEMBER, 2023 Rupees
CASH FLOWS FROM OPERATING ACTIVITIES:		
Loss before taxation	(12,096,095)	(30,299,307)
Adjustments for:		
Depreciation	7,548,367	8,296,670
Financial Charges	764,043	749,968
Gain on disposal of assets	-	-
W.P.P.F	-	-
	<u>8,312,410</u>	<u>9,046,638</u>
Cash Folw Before Working Capital Changes		
Working Capital Changes	(3,783,685)	21,252,669
(Increase) / Decrease in current assets		
Stores, spare parts and loose tools and	-	-
Stock in trade	55,869	1,193,294
Trade debts	6,663,871	(17,830,388)
Loan and advances	(50,000)	(11,661,309)
Trade deposits and short prepayments	-	-
Other Receivables	(493,192)	1,204,044
Increase/ (decrease) in current liabilities		
Trade and other payables	(1,714,376)	51,138,308
	<u>4,462,172</u>	<u>24,043,949</u>
Cash Generated from Operations	678,487	2,791,280
Financial Cost Paid	(764,043)	(749,968)
Net Cash inflow /(outflow) from operating activities	<u>(85,556)</u>	<u>2,041,312</u>
CASH FLOWS FROM INVESTING ACTIVITIES:		
Security Deposits	-	-
Fixed capital expenditure	-	-
Capital Work In Progress	-	-
Net Cash inflow /(outflow) from Investing activities	<u>-</u>	<u>-</u>
CASH FLOWS FROM FINANCING ACTIVITIES:		
Long Term loans (Paid)/Received	-	-
Directors' loan	1,561,328	2,750,000
Payment of liabilities against assets subject to finance lease	(1,445,401)	(1,824,147)
Net Cash inflow /(outflow) from Financing activities	<u>115,927</u>	<u>925,853</u>
Net (Increase) / Decrease in cash and cash equivalents	30,371	2,967,165
CASH AND CASH EQUIVALENTS AT THE BEGINNING OF THE PERIOD	<u>(674,530,760)</u>	<u>(672,430,602)</u>
CASH AND CASH EQUIVALENTS AT THE END OF FIRST QUARTER	<u>(674,500,389)</u>	<u>(669,463,437)</u>
A CASH AND CASH EQUIVALENTS		
Short term finance	(676,379,586)	(675,795,876)
Cash and Bank balances	1,879,197	6,332,439
	<u>(674,500,389)</u>	<u>(669,463,437)</u>

**STATEMENT OF CHANGES IN EQUITY (UN-AUDITED)
FOR THE 1ST QUARTER EDNED
SEPTEMBER 30, 2024**







	Share Capital Rupees	Capital Reserves Rupees	Directors' Loan Rupees	Un-appropriat-ed Profit Rupees	Total Rupees
Balance as at July 01.2023	104,578,900	100,000,000	94,308,538	(39,620,161)	259,267,277
Loan From Directors			2,750,000		2,750,000
Transaction with Owners					
Net Loss for 3 Months				(31,756,713)	(31,756,713)
upto September 30 , 2023					
Balance as at Sep 30.2023	104,578,900	100,000,000	97,058,538	(71,376,874)	230,260,564
Balance as at July 01.2024	104,578,900	100,000,000	97,058,538	(375,651,301)	(74,013,863)
Loan From Directors			1,561,328		1,561,328
Transaction with Owners					-
Net Loss for 3 Months				(12,098,492)	(12,098,492)
upto September 30, 2024					
Balance as at September 30.2024	104,578,900	100,000,000	98,619,866	(387,749,793)	(84,551,027)

1. These Accounts are un-audited and are being presented as required under the Companies Act 2017.
2. The accounting policies adopted for the preparation of the 1st Quarter Accounts are the same as those applied in the preparation of the preceding annual published accounts for the year ended June 30. 2024 of the company
3. Figures for previous period have been re-arranged where-ever necessary, for the purpose of comparison and have been rounded off to the nearest rupee.

BOOK POST
PRINTED MATTER
UNDER POSTAL CERTIFICATE

If undelivered please return to:

ARUJ INDUSTRIES LTD.

-  **Corporate Office:** 2-Km off Raiwind Manga Road,
Raiwind, Lahore, Pakistan.
-  **Lahore Office (Stitching Unit):** Aruj House 1-KM Raiwind Road,
Lahore, Pakistan.
-  +92 42 38102800
-  +92 42 35393127  info@aruj.com
-  www.aruj.com