



ARUJ INDUSTRIES LIMITED

Registered Office: 2 Km, Off Raiwind Manga Road, Raiwind, Lahore, Pakistan
Tel: +92-42-38102800 Fax: +92-42-35393127
Website: www.aruj.com E-mail: info@aruj.com



27th April, 2018

The General Manager,
Pakistan Stock Exchange, Ltd.
(Formally Karachi Stock Exchange Ltd.,)
Stock Exchange, Building,
Stock Exchange Road,
Karachi

**Subject: FINANCIAL RESULTS FOR THE
THIRD QUARTER ENDED 31ST MARCH 2018**

Dear Sir,


We have to inform you that the Board of Directors of our company in their meeting held on 27th April 2018 at 11 AM at 2-KM Off Raiwind Manga Road, Raiwind, Lahore, recommended the following:

(i) <u>CASH DIVIDEND</u>	<u>Nil</u>
(ii) <u>BONUS SHARES</u>	<u>Nil</u>
(iii) <u>RIGHT SHARES</u>	<u>Nil</u>
(iv) <u>ANY OTHER ENTITLEMENT /CORPORATE ACTION</u>	<u>Nil</u>

The Profit & Loss and Balance Sheet for the Year ended 31st March 2018 are enclosed herewith.

We will be sending you 200 copies of printed accounts for distribution amongst the members of the Exchange on 28th April 2018.

Yours sincerely,


ALI MAQSOOD BUTT
Director

ASSOCIATED COMPANIES:
ARUJ NONWOVEN INDUSTRIES (PVT) LTD.
ARUJ ENTERPRISES (PVT) LTD.

OTHER OFFICE: KARACHI 021-32742731



ARUJ INDUSTRIES LIMITED

Registered Office: 2 Km, Off Raiwind Manga Road, Raiwind, Lahore, Pakistan
Tel: +92-42-38102800 Fax: +92-42-35393127
Website: www.aruj.com E-mail: info@aruj.com




ARUJ INDUSTRIES LTD. PROFIT & LOSS ACCOUNT (UN-AUDITED) FOR THE NINE MONTH AND QUARTER ENDED MARCH 31, 2018

	Jul-17 To Mar-18 Rupees	Jul-16 To Mar-17 Rupees	Jan-18 To Mar-18 Rupees	Jan-17 To Mar-17 Rupees
Sales - net	873,365,822	1,042,770,674	283,031,136	380,741,782
Less: Cost of sales	(800,175,644)	(927,889,930)	(276,382,321)	(340,358,168)
Gross Profit	73,190,178	114,880,744	6,648,815	40,383,614
Less: Operating expenses:				
Administrative and General	(26,680,343)	(27,022,641)	(6,948,920)	(8,689,592)
Selling and Distribution	(16,208,776)	(20,999,186)	(4,813,082)	(5,925,595)
Operating profit / (loss)	30,301,059	66,858,917	(5,113,187)	25,768,427
Finance Cost	(22,611,327)	(14,239,502)	(8,629,559)	(5,378,572)
Add: Other income	7,689,732	52,619,415	(13,742,746)	20,389,855
Workers' profit participation fund	(384,487)	(2,630,971)	687,137	(1,019,493)
Profit / (loss) before taxation	7,305,245	49,988,444	(13,055,609)	19,370,362
Provision for taxation	(2,191,574)	(15,496,418)	5,187,610	(5,869,759)
Profit / (loss) after taxation	5,113,672	34,492,026	(7,867,998)	13,500,603
Earnings per share - basic	0.49	3.30	(0.75)	1.29


CHIEF EXECUTIVE


DIRECTOR


CHIEF FINANCIAL OFFICER

ASSOCIATED COMPANIES:
ARUJ NONWOVEN INDUSTRIES (PVT) LTD.
ARUJ ENTERPRISES (PVT) LTD.

OTHER OFFICE: KARACHI 021-32742731



ARUJ INDUSTRIES LIMITED

Registered Office: 2 Km, Off Raiwind Manga Road, Raiwind, Lahore, Pakistan
Tel: +92-42-38102800 Fax: +92-42-35393127
Website: www.aruj.com E-mail: info@aruj.com

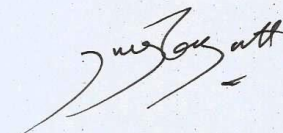


ARUJ INDUSTRIES LTD. BALANCE SHEET AS AT MARCH 31, 2018

	(UN-AUDITED) Mar., 31, 2018 Rupees	(AUDITED) June 30, 2017 Rupees
CAPITAL AND LIABILITIES		
SHARE CAPITAL AND RESERVES		
Authorised Capital 12,500,000 ordinary shares of Rs. 10/- each	125,000,000	125,000,000
Issued, Subscribed & Paid up Capital:	104,578,900	104,578,900
Capital Reserve	100,000,000	100,000,000
Retained earning	72,814,540	80,354,915
	277,393,440	284,933,815
NON-CURRENT LIABILITIES		
Liabilities against assets subject to finance lease	31,124,194	22,366,998
Long-term Loan	84,023,538	48,993,418
Deferred liabilities	34,616,849	34,677,849
	149,764,581	106,038,265
CURRENT LIABILITIES:		
Short Term Finance	410,933,988	315,757,126
Current maturity of Finance Lease	27,313,600	17,252,641
Trade and other payable	328,340,983	314,792,776
Accrued Markup of short term loans-secured	1,289,464	1,248,141
Provision for Taxation	19,249,287	17,057,713
	787,127,321	666,108,398
CONTINGENCIES AND COMMITMENTS		
	1,214,285,342	1,057,080,478
PROPERTY PLAND AND EQUIPMENT		
Operating Fixed Assets - Tangible		
At Written down value	352,899,164	284,393,404
CAPITAL WORK IN PROGRESS - P & M		
	87,890,597	50,202,436
LONG TERM SECURITY DEPOSITS		
	7,073,571	4,720,492
CURRENT ASSETS:		
Stores and spares	10,031,453	3,637,859
Stock in trade	314,387,349	272,728,850
Trade Debts	206,820,996	180,331,371
Loan & Advances	123,841,048	112,307,980
Trade deposits & Short Term pre-payments	1,192,870	1,048,820
Other Receivable	82,455,287	140,144,107
Cash and bank balances	27,693,007	7,565,160
	766,422,010	717,764,147
TOTAL ASSETS	1,214,285,342	1,057,080,478


CHIEF EXECUTIVE


DIRECTOR


CHIEF FINANCIAL OFFICER

ASSOCIATED COMPANIES:
ARUJ NONWOVEN INDUSTRIES (PVT) LTD.
ARUJ ENTERPRISES (PVT) LTD.

OTHER OFFICE: KARACHI 021-32742731