



AL Habib Asset Management Limited

AHAM/CS/2025/004
January 23, 2025

The General Manager
Pakistan Stock Exchange Limited
Stock Exchange Building, Stock Exchange Road,
Karachi.

Dear Sir,

AL Habib Funds – Financial Results

We are pleased to inform you that the Board of Directors of AL Habib Asset Management Limited (AHAM), in their meeting held on Thursday January 23, 2025 at 12:00 p.m. at 2ndFloor, Mackinnons Building, I.I. Chundrigar Road, Karachi, has approved the condensed interim financial statements of following Funds for the half year ended December 31, 2024:

S. No	Name of Fund	Financial Results
1.	AL Habib Cash Fund	Annexure-A
2.	AL Habib Money Market Fund	Annexure-B
3.	AL Habib Income Fund	Annexure-C
4.	AL Habib Asset Allocation Fund	Annexure-D
5.	AL Habib Stock Fund	Annexure-E
6.	AL Habib Islamic Cash Fund	Annexure-F
7.	AL Habib Islamic Income Fund	Annexure-G
8.	AL Habib Islamic Savings Funds	Annexure-H
9.	AL Habib Islamic Stock Fund	Annexure-I

We will be sending copies of the printed accounts in due course.

Yours truly,

Zahid Hussain Vasnani
Company Secretary

Enclosed: Annexure A to I

ANNEXURE – A

AL HABIB CASH FUND
CONDENSED INTERIM STATEMENT OF ASSETS AND LIABILITIES
AS AT DECEMBER 31, 2024

		December 31, 2024 (Un-Audited)	June 30, 2024 (Audited)
	Note	------(Rupees in '000)-----	
ASSETS			
Bank balances	4	613,235	5,439,633
Investments	5	105,179,490	35,688,702
Receivable against issuance of units		6,137	218,315
Profit receivable	6	366,753	377,141
Advances and deposits	7	1,129	1,362
TOTAL ASSETS		<u>106,166,744</u>	<u>41,725,153</u>
LIABILITIES			
Payable to AL Habib Asset Management Limited - Management company	8	145,530	89,299
Provision for Federal Excise Duty on remuneration of the Management Company		13,417	13,417
Payable to Central Depository Company of Pakistan Limited - Trustee	9	4,946	2,061
Payable to Securities and Exchange Commission of Pakistan	10	5,890	2,511
Payable against redemption / purchase of units		398,357	7,104
Accrued expenses and other liabilities	11	29,516	99,308
TOTAL LIABILITIES		<u>597,656</u>	<u>213,700</u>
NET ASSETS		<u>105,569,088</u>	<u>41,511,453</u>
UNIT HOLDERS' FUND (AS PER THE STATEMENT ATTACHED)		<u>105,569,088</u>	<u>41,511,453</u>
CONTINGENCIES AND COMMITMENTS	12		
		------(Number of Units)-----	
Number of units in issue		<u>953,916,766</u>	<u>407,829,055</u>
		------(Rupees)-----	
Net assets value per unit		<u>110.67</u>	<u>101.79</u>

The annexed notes 1 to 20 form an integral part of this condensed interim financial information.

For AL Habib Asset Management Limited
(Management Company)


Chief Executive Officer


Chief Financial Officer


Director

AL HABIB CASH FUND
CONDENSED INTERIM INCOME STATEMENT (UN-AUDITED)
FOR THE HALF YEAR AND QUARTER ENDED DECEMBER 31, 2024

	Half year ended December 31,		Quarter ended December 31,	
	2024	2023	2024	2023
Note----- (Rupees in '000) -----				
Income				
Capital gain / (loss) on sale of investments - net	109,222	(21,372)	68,103	(28,941)
Mark-up / return on investments	5,005,970	3,002,885	2,727,483	1,528,028
Mark-up on bank deposits	94,395	274,621	60,327	250,001
Mark-up on term deposit receipts	-	33,765	-	33,765
	<u>5,209,587</u>	<u>3,289,899</u>	<u>2,855,913</u>	<u>1,782,853</u>
Unrealised appreciation / (diminution) on re-measurement of investments classified at 'fair value through profit or loss' - net	178,540	7,983	(55,859)	36,973
	<u>5,388,127</u>	<u>3,297,882</u>	<u>2,800,054</u>	<u>1,819,826</u>
Expenses				
Remuneration of the Management Company	8.1 473,976	157,015	252,530	94,774
Sindh sales tax on remuneration of the Management Company	8.2 70,838	20,416	37,880	12,321
Remuneration of the Trustee	9 16,515	8,221	10,061	4,590
Sindh sales tax on remuneration of the Trustee	9.2 2,476	1,069	1,509	597
Annual fee to Securities and Exchange Commission of Pakistan	10 22,520	11,234	13,719	6,233
Expenses allocated by the Management company	12,175	10,962	11,675	7,128
Selling and marketing expense	17,452	7,588	16,952	1,586
Sindh sales tax on selling & marketing & allocated expenses	4,444	-	4,444	-
Brokerage expense	1,089	1,874	381	460
Fees and subscription	154	157	65	80
Auditors' remuneration	465	445	85	223
Bank charges	11	58	11	56
Printing and other expenses	3	32	3	16
	<u>622,118</u>	<u>219,071</u>	<u>349,315</u>	<u>128,064</u>
Net income for the period before taxation	<u>4,766,009</u>	<u>3,078,811</u>	<u>2,450,739</u>	<u>1,691,762</u>
Taxation	13 -	-	-	-
Net income for the period	<u>4,766,009</u>	<u>3,078,811</u>	<u>2,450,739</u>	<u>1,691,762</u>
Allocation of net income for the period				
Net income for the period	4,766,009	3,078,811	2,450,739	1,691,762
Income already paid on redemption	(905,465)	(1,088,440)	-	(283,407)
	<u>3,860,544</u>	<u>1,990,371</u>	<u>2,450,739</u>	<u>1,408,355</u>
Accounting income available for distribution:				
Relating to capital gains / (loss)	109,222	(21,372)	68,103	(28,941)
Excluding capital gains	3,751,322	2,011,743	2,382,636	1,437,296
	<u>3,860,544</u>	<u>1,990,371</u>	<u>2,450,739</u>	<u>1,408,355</u>

Earnings per unit

14

The annexed notes 1 to 20 form an integral part of this condensed interim financial information.

For AL Habib Asset Management Limited
(Management Company)

Chief Executive Officer

Chief Financial Officer

Director

AL HABIB CASH FUND
CONDENSED INTERIM STATEMENT OF CASH FLOWS (UN-AUDITED)
FOR THE HALF YEAR ENDED DECEMBER 31, 2024

	Half year ended December 31,	
	2024	2023
Note	------(Rupees in '000)-----	
CASH FLOWS FROM OPERATING ACTIVITIES		
Net income for the period before taxation	4,766,009	3,078,811
Adjustments for:		
Unrealised diminution on re-measurement of investments classified at 'fair value through profit or loss' - net	(178,540)	(7,983)
	4,587,469	3,070,828
(Increase) / decrease in assets		
Investments - net	(69,312,249)	24,256,279
Receivable against issuance of units	212,178	(26,395)
Receivable against redemption of investment	-	(6,285,873)
Profit receivable	10,388	(472,684)
Advances and deposits	233	(92)
	(69,089,450)	17,471,235
Increase / (decrease) in liabilities		
Payable to AL Habib Asset Management Limited - Management Company	56,231	20,228
Payable to Central Depository Company of Pakistan Limited - Trustee	2,885	417
Payable to Securities and Exchange Commission of Pakistan	3,379	(2,952)
Payable against redemption / purchase of units	391,253	70,191
Accrued expenses and other liabilities	(69,792)	(70,301)
	383,956	17,583
Net cash (used in) / generated from operating activities	(64,118,025)	20,559,646
CASH FLOWS FROM FINANCING ACTIVITIES		
Proceeds from issuance of units	88,300,091	110,409,530
Payments on redemption of units	(29,008,464)	(101,626,463)
Dividend paid	-	(2,668,646)
Net cash generated from financing activities	59,291,627	6,114,421
Net (decrease) / increase in cash and cash equivalents	(4,826,398)	26,674,067
Cash and cash equivalents at beginning of the period	5,439,633	644,059
Cash and cash equivalents at end of the period	613,235	27,318,126

The annexed notes 1 to 20 form an integral part of this condensed interim financial information.

For AL Habib Asset Management Limited
(Management Company)


Chief Executive Officer


Chief Financial Officer

6/20
Director

ANNEXURE – B


**AL HABIB MONEY MARKET FUND
CONDENSED INTERIM STATEMENT OF ASSETS AND LIABILITIES
AS AT DECEMBER 31, 2024**

		December 31, 2024 (Unaudited)	June 30, 2024 (Audited)
	Note	-----Rupees in '000-----	
ASSETS			
Bank balances	4	2,588,221	2,737,424
Investments	5	51,209,633	21,818,942
Profit receivable	6	127,504	351,224
Other assets		95	46
Receivable Against sale of units		178,013	-
Preliminary expenses and floatation costs		488	523
Total assets		54,103,954	24,908,159
LIABILITIES			
Payable to Al Habib Asset Management Limited - Management Company	7	59,344	55,285
Payable to Central Depository Company of Pakistan Limited - Trustee	8	2,361	1,587
Payable to Securities and Exchange Commission of Pakistan	9	2,275	1,563
Payable against redemption of units		1,500	390,469
Accrued expenses and other liabilities	10	28,973	73,740
Total liabilities		94,453	522,644
NET ASSETS		54,009,501	24,385,515
Unit holders' fund (as per the statement attached)		54,009,501	24,385,515
Contingencies and commitments	11		
		(Number of Units)	
Number of units in issue (face value of units is Rs. 100 each)		497,032,677	243,855,148
		(Rupees)	
Net asset value per unit		108.66	100.00

The annexed notes 1 to 19 form an integral part of this condensed interim financial information.

For AL Habib Asset Management Limited
(Management Company)


Chief Executive Officer


Chief Financial Officer


Director

AL HABIB MONEY MARKET FUND
CONDENSED INTERIM INCOME STATEMENT (UNAUDITED)
FOR THE HALF YEAR AND QUARTER ENDED DECEMBER 31, 2024

For the half year ended For the quarter ended

December **December** **December** **December**
31, 2024 **31, 2023** **31, 2024** **31, 2023**

Note ----- (Rupees in '000) -----

INCOME

Profit on bank deposits	52,780	146,562	30,266	128,539
Profit on term deposit receipt	-	13,472	-	13,472
Markup/return on government securities	1,567,433	700,313	822,734	131,149
Income from debt securities	364,620	485,656	74,880	485,656
Net realised gain / (loss) on sale of investment	76,950	(9,326)	59,495	4,369
Net unrealised gain / (loss) on sale of investment	24,683	(310)	(62,856)	(14,879)
	2,086,466	1,336,367	924,519	748,306

EXPENSES

Remuneration of AL Habib Asset Management Limited - Management Company	7	183,217	65,123	85,012	39,270
Sindh Sales Tax on Management Company's remuneration	7	27,483	8,466	12,752	5,105
Expenses allocated by the Management Company		7,563	3,118	7,346	1,308
Selling and marketing expenses		5,113	2,662	4,896	889
Sindh sales tax on allocated expenses and selling and marketing expenses		1,616	-	1,549	-
Remuneration of Central Depository Company of Pakistan Limited - Trustee	8	6,519	3,343	3,513	1,909
Sindh Sales Tax on Trustee remuneration	8	976	435	526	249
Annual fee to Securities and Exchange Commission of Pakistan	9	8,710	4,510	4,790	2,536
Brokerage expense		467	373	204	171
Bank charges		7	7	1	7
Annual listing fee		13	13	7	6
Auditors' remuneration		229	219	177	114
Mutual fund rating fee		82	-	42	-
Printing and other expenses		41	124	21	90
Amortization of preliminary expenses and floatation costs		35	35	18	17
Total expenses		242,071	88,428	120,854	51,671

Net income for the period before taxation 1,844,395 1,247,939 803,665 696,635

Taxation 12 - - - -

Net income for the period 1,844,395 1,247,939 803,665 696,635

Allocation of net income for the period:

Net income for the period	1,844,395	1,247,939	803,665	696,635
Income already paid on units redeemed	(688,268)	-	(434,619)	-
	<u>1,156,127</u>	<u>1,247,939</u>	<u>369,046</u>	<u>696,635</u>


Accounting income available for distribution:

Relating to capital gains / (loss)	24,683	(310)	(62,856)	(14,879)
Excluding capital gains	1,131,444	1,248,249	431,902	711,514
	<u>1,156,127</u>	<u>1,247,939</u>	<u>369,046</u>	<u>696,635</u>

The annexed notes 1 to 19 form an integral part of this condensed interim financial information.

For AL Habib Asset Management Limited
(Management Company)


Chief Executive Officer


Chief Financial Officer


Director

**AL HABIB MONEY MARKET FUND
CONDENSED INTERIM STATEMENT OF MOVEMENT IN UNIT HOLDERS' FUND (UNAUDITED)
FOR THE HALF YEAR DECEMBER 31, 2024**

	For the half year ended December 31, 2024			For the half year ended December 31, 2023		
	Capital Value	Undistributed income	Net Asset	Capital Value	Undistributed income	Net Asset
	(Rupees in '000)					
Net assets at the beginning of the period	24,385,515	-	24,385,515	8,237,414	-	8,237,414
Issuance of 520,943,930 units (December 31, 2023 246,766,531)						
- Capital value	52,094,393	-	52,094,393	24,676,642	-	24,676,642
- Element of income	3,650,455	-	3,650,455	-	-	-
Amount received on issuance of units	55,744,848	-	55,744,848	24,676,642	-	24,676,642
Redemption of 267,766,401 units (December 31, 2023 133,625,894)						
- Capital value	(26,776,640)	-	(26,776,640)	(13,362,589)	-	(13,362,589)
- Element of income	(500,349)	(688,268)	(1,188,617)	-	-	-
Amount paid on redemption of units	(27,276,989)	(688,268)	(27,965,257)	(13,362,589)	-	(13,362,589)
Total comprehensive income for the period	-	1,844,395	1,844,395	-	1,247,939	1,247,939
Interim cash distribution for the year ended June 30, 2025: Rs. Nil per unit (December 31, 2023 Rs. 10.2900 per unit)	-	-	-	-	(1,247,939)	(1,247,939)
	-	1,844,395	1,844,395	-	-	-
Net assets at the end of the period	52,853,374	1,156,127	54,009,501	19,551,467	-	19,551,467
Undistributed income brought forward						
- Realised income	-	-	-	-	-	-
- Unrealised income	-	-	-	-	-	-
Accounting income available for distribution						
- Relating to capital gains	24,683	-	24,683	(310)	-	(310)
- Excluding capital gains	1,131,444	-	1,131,444	1,248,249	-	1,248,249
	1,156,127	-	1,156,127	1,247,939	-	1,247,939
Interim cash distribution for the year ended June 30, 2025: Rs. Nil per unit (December 31, 2023 Rs. 10.2900 per unit)	-	-	-	(1,247,939)	-	(1,247,939)
Undistributed income carried forward	1,156,127	-	1,156,127	-	-	-
Undistributed income carried forward						
- Realised income / (loss)	1,131,444	-	1,131,444	(310)	-	(310)
- Unrealised income	24,683	-	24,683	310	-	310
	1,156,127	-	1,156,127	-	-	-
	(Rupees)		(Rupees)			
Net assets value per unit at end of the period	108.66		108.66	100.00		100.00
Net assets value per unit at beginning of the period	100.00		100.00	100.00		100.00

The annexed notes 1 to 19 form an integral part of this condensed interim financial information.

For AL Habib Asset Management Limited
(Management Company)


Chief Executive Officer


Chief Financial Officer

Director


**AL HABIB MONEY MARKET FUND
CONDENSED INTERIM STATEMENT OF CASHFLOWS (UNAUDITED)
FOR THE HALF YEAR DECEMBER 31, 2024**

	December 31, 2024	December 31, 2023
	----- (Rupees in '000) -----	
CASH FLOWS FROM OPERATING ACTIVITIES		
Net income for the period	1,844,395	1,247,939
Adjustments for non cash and other items		
Net unrealised (loss) / gain on sale of investment	(24,683)	310
Amortization of preliminary expenses and floatation costs	35	35
	(24,648)	345
	1,819,747	1,248,284
(Increase) / decrease in assets		
Investments	(29,366,008)	7,729,946
Receivable against maturity of investment	-	(1,435,000)
Profit receivable	223,720	(208,168)
Other assets	(49)	(40)
Receivable Against sale of units	(178,013)	-
	(29,320,350)	6,086,738
Increase / (decrease) in liabilities		
Payable to AL Habib Asset Management Limited - Management Company	4,059	11,168
Payable to Central Depository Company of Pakistan Limited - Trustee	774	365
Payable to Securities and Exchange Commission of Pakistan	712	(49)
Payable against redemption of units	(388,969)	-
Accrued expenses and other liabilities	(44,767)	40,072
	(428,191)	51,556
Net cash flows (used in) / generated from operating activities	(27,928,794)	7,386,578
CASH FLOWS FROM FINANCING ACTIVITIES		
Proceeds from issuance of units	55,744,848	24,676,642
Payments against redemption of units	(27,965,257)	(13,362,589)
Dividend paid during the period	-	(1,247,939)
Net cash flows from financing activities	27,779,591	10,066,114
Net increase / (decrease) in cash and cash equivalents	(149,203)	17,452,692
Cash and cash equivalents at beginning of the period	2,737,424	34,601
Cash and cash equivalents at the end of the period	2,588,221	17,487,293

The annexed notes 1 to 19 form an integral part of this condensed interim financial information.

For AL Habib Asset Management Limited
(Management Company)


Chief Executive Officer


Chief Financial Officer


Director

ANNEXURE – C


AL HABIB INCOME FUND
CONDENSED INTERIM STATEMENT OF ASSETS AND LIABILITIES
AS AT DECEMBER 31, 2024

		December 31, 2024 (Unaudited)	June 30, 2024 (Audited)
	Note	----- (Rupees in '000) -----	
ASSETS			
Bank balances	4	128,140	373,946
Investments	5	17,009,469	6,574,907
Profit receivable	6	94,696	140,278
Receivable against sale of units		726,867	-
Advances, deposits and prepayments		6,111	3,445
Total assets		17,965,283	7,092,576
LIABILITIES			
Payable to AL Habib Asset Management Limited - Management Company	7	25,001	16,982
Provision for Federal Excise Duty on remuneration of Management Company	8	8,746	8,746
Payable to Central Depository Company of Pakistan Limited - Trustee	9	1,284	449
Payable to Securities and Exchange Commission of Pakistan	10	1,019	397
Payable against Redemption of Units		61,125	161,642
Accrued expenses and other liabilities	11	12,095	64,180
Total liabilities		109,270	252,396
NET ASSETS		<u>17,856,013</u>	<u>6,840,180</u>
Unit holders' Fund (as per the statement attached)		<u>17,856,013</u>	<u>6,840,180</u>
Contingencies and commitments	12		
		(Number of Units)	
Number of units in issue (face value of units is Rs. 100 each)		<u>160,371,611</u>	<u>67,234,210</u>
		(Rupees)	
Net assets value per unit		<u>111.34</u>	<u>101.74</u>

The annexed notes 1 to 19 form an integral part of this condensed interim financial information.

For AL Habib Asset Management Limited
(Management Company)


Chief Executive Officer


Chief Financial Officer


Director

AL HABIB INCOME FUND
CONDENSED INTERIM INCOME STATEMENT (UNAUDITED)
FOR THE HALF YEAR AND QUARTER ENDED DECEMBER 31, 2024

	Note	For the half year ended		For the quarter ended	
		December 31, 2024	December 31, 2023	December 31, 2024	December 31, 2023
(Rupees in '000)					
INCOME					
Profit on bank deposits		27,448	31,105	18,839	26,151
Markup/return on Investments		486,225	98,727	317,206	52,221
Profit on term finance certificates and sukuk certificates		422,215	228,600	192,272	118,745
Profit on term deposit receipts		-	5,441	-	5,441
Net realised gain on sale of investments		80,796	20,020	61,412	15,798
Net unrealised (loss) / gain on revaluation of investments at fair value through profit or loss	5.1	52,869	(5,613)	(14,977)	(2,178)
Total income		1,069,553	378,280	574,752	216,178
EXPENSES					
Remuneration of AL Habib Asset Management Limited - Management Company	7	91,524	25,500	47,373	13,864
Sindh Sales Tax on Management Company's remuneration	7	13,729	3,315	7,106	1,802
Expenses allocated by the Management Company		2,198	939	1,881	311
Selling and marketing expenses		3,035	970	2,644	208
Sindh Sales Tax on Expense allocated by the Management Co & Selling Mkt Exp		785	-	679	-
Remuneration of Central Depository Company of Pakistan Limited - Trustee	9	4,196	1,220	2,648	687
Sindh Sales Tax on Trustee remuneration	9	629	159	397	90
Annual fee to the Securities and Exchange Commission of Pakistan	10	4,196	1,283	2,648	687
Brokerage expense		309	425	115	317
Settlement and bank charges		193	216	29	130
Annual listing fee		13	13	7	7
Auditors' remuneration		455	358	176	173
Mutual fund rating fee		280	280	140	140
Printing charges		33	33	17	17
Fees and subscription		144	-	144	-
Total expenses		121,719	34,711	66,004	18,433
Net income for the period before taxation		947,834	343,569	508,748	197,745
Taxation	13	-	-	-	-
Net income for the period		947,834	343,569	508,748	197,745
Allocation of net income for the period:					
Net income for the period		947,834	343,569	508,748	197,745
Income already paid on units redeemed		202,905	(110,406)	283,196	(79,222)
		<u>1,150,739</u>	<u>233,163</u>	<u>791,944</u>	<u>118,523</u>
Accounting income available for distribution:					
Relating to capital gains		133,665	14,407	133,665	10,185
Excluding capital gains		1,017,074	218,756	658,279	108,338
		<u>1,150,739</u>	<u>233,163</u>	<u>791,944</u>	<u>118,523</u>

The annexed notes 1 to 19 form an integral part of this condensed interim financial information.

For AL Habib Asset Management Limited
(Management Company)


Chief Executive Officer


Chief Financial Officer


Director

AL HABIB INCOME FUND
CONDENSED INTERIM STATEMENT OF MOVEMENT IN UNIT HOLDERS' FUND (UNAUDITED)
FOR THE HALF YEAR ENDED DECEMBER 31, 2024

	For the half year ended December 31, 2024			For the hal year ended December 31, 2023		
	Capital value	Undistribut ed income / (loss)	Net Assets	Capital value	Undistribut ed income / (loss)	Net Assets
	----- (Rupees in '000) -----					
Net assets at beginning of the period	6,769,762	70,418	6,840,180	2,864,876	39,656	2,904,532
Issuance of 228,044,946 units (December 31,2023: 96,336,890)						
- Capital value	23,201,293	-	23,201,293	9,753,147	-	9,753,147
- Element of income	1,420,302	-	1,420,302	648,205	-	648,205
Amount received on issuance of units	24,621,595	-	24,621,595	10,401,352	-	10,401,352
Redemption of 134,907,546 units (December 31,2023: 67,231,129)						
- Capital value	(13,725,494)	-	(13,725,494)	(6,806,479)	-	(6,806,479)
- Element of income	(1,031,007)	202,905	(828,102)	(337,863)	(110,406)	(448,269)
Amount paid / payable on redemption of units	(14,756,501)	202,905	(14,553,596)	(7,144,342)	(110,406)	(7,254,748)
Total comprehensive income for the period	-	947,834	947,834	-	343,569	343,569
Cash distribution for the period ended December 31 2024: Rs. Nil per Unit (June 30, 2024 Rs. 10.6149 per unit)	-	-	-	(424,365)	(68,203)	(492,568)
	-	947,834	947,834	(424,365)	275,366	(148,999)
Net assets at the end of the period	<u>16,634,856</u>	<u>1,221,157</u>	<u>17,856,013</u>	<u>5,697,521</u>	<u>204,616</u>	<u>5,902,137</u>
Undistributed income brought forward						
- Realised income		74,029			47,491	
- Unrealised (loss)		(3,611)			(7,835)	
		70,418			39,656	
Accounting income available for distribution						
- Relating to capital gains		133,665			14,407	
- Excluding capital gains		1,017,074			218,756	
		1,150,739			233,163	
Interim Cash distribution for the period ended December 31 2024: Rs. Nil per unit (June 30, 2024 Rs. 10.6149 per unit)		-			(68,203)	
Undistributed income carried forward		<u>1,221,157</u>			<u>204,616</u>	
Undistributed income carried forward						
- Realised income		1,168,288			210,229	
- Unrealised income/(loss)		52,869			(5,613)	
		<u>1,221,157</u>			<u>204,616</u>	
		(Rupees)			(Rupees)	
Net assets value per unit at beginning of the period		<u>101.74</u>			<u>101.24</u>	
Net assets value per unit at end of the period		<u>111.34</u>			<u>102.12</u>	

The annexed notes 1 to 19 form an integral part of this condensed interim financial information.

For AL Habib Asset Management Limited
(Management Company)


Chief Executive Officer


Chief Financial Officer

Director

AL HABIB INCOME FUND
CONDENSED INTERIM STATEMENT OF CASHFLOWS (UNAUDITED)
FOR THE HALF YEAR ENDED DECEMBER 31, 2024

	December 31, 2024	December 31, 2023
	----- (Rupees in '000) -----	
CASH FLOWS FROM OPERATING ACTIVITIES		
Net income for the period	947,834	343,569
Adjustments for non cash and other items		
Net unrealised loss / (gain) on revaluation of investments	(52,869)	5,613
	894,965	349,182
(Increase) / decrease in assets:		
Investments - net	(10,381,693)	(854,580)
Income receivable	45,582	(44,540)
Receivable against issuance of units	(726,867)	-
Advances, deposits and prepayments	(2,666)	(9)
	(11,065,644)	(899,129)
Increase / (decrease) in liabilities:		
Payable to AL Habib Asset Management Limited - Management Company	8,019	4,256
Payable to Central Depository Company of Pakistan Limited - Trustee	835	194
Payable to Securities and Exchange Commission of Pakistan	622	(105)
Payable against redemption of units	(100,517)	-
Accrued expenses and other liabilities	(52,085)	8,635
	(143,126)	12,980
Net cash flows (used in) / generated from operating activities	(10,313,805)	(536,967)
CASH FLOWS FROM FINANCING ACTIVITIES		
Amount received on issuance of units	24,621,595	10,401,352
Amount paid on redemption of units	(14,553,596)	(7,254,748)
Cash Dividend paid	-	(492,568)
Net cash flows from financing activities	10,067,999	2,654,036
Net increase / (decrease) in cash and cash equivalents	(245,806)	2,117,069
Cash and cash equivalents at beginning of the period	373,946	8,739
Cash and cash equivalents at end of the period	128,140	2,125,808

The annexed notes 1 to 19 form an integral part of this condensed interim financial information.

For AL Habib Asset Management Limited
(Management Company)


Chief Executive Officer


Chief Financial Officer


Director

ANNEXURE – D

**AL HABIB ASSET ALLOCATION FUND
CONDENSED INTERIM STATEMENT OF ASSETS AND LIABILITIES
AS AT DECEMBER 31, 2024**

	December 31, 2024 (Unaudited)	June 30, 2024 (Audited)
Note	-----Rupees in '000-----	
ASSETS		
Bank balances	4 54,969	23,088
Investments	5 267,257	83,303
Profit and dividend receivable	970	652
Receivable against issuance of units	699	-
Advances, deposits and prepayments	6 2,311	2,312
Total assets	326,206	109,355
LIABILITIES		
Payable to AL Habib Asset Management Limited - Management Company	7 977	712
Payable to Central Depository Company of Pakistan Limited - Trustee	8 68	42
Payable to Securities and Exchange Commission of Pakistan	28	18
Accrued expenses and other liabilities	10 10,098	6,942
Total liabilities	11,171	7,714
NET ASSETS	<u>315,035</u>	<u>101,641</u>
Unit holders' Fund (as per statement attached)	<u>315,035</u>	<u>101,641</u>
Contingencies and commitments	11 -	-
	(Number of Units)	
Number of units in issue (face value of units is Rs. 100 each)	<u>2,011,536</u>	<u>1,022,979</u>
	(Rupees)	
Net asset value per unit	<u>156.61</u>	<u>99.36</u>

The annexed notes 1 to 18 form an integral part of these condensed interim financial information.

BM

**For AL Habib Asset Management Limited
(Management Company)**


Chief Executive Officer


Chief Financial Officer

Director

AL HABIB ASSET ALLOCATION FUND
CONDENSED INTERIM INCOME STATEMENT (UNAUDITED)
FOR THE HALF YEAR AND QUARTER ENDED DECEMBER 31, 2024

	For the half year ended		For the quarter ended		
	December 31, 2024	December 31, 2023	December 31, 2024	December 31, 2023	
INCOME					
Profit on bank deposits	4,202	2,376	2,234	1,170	
Income from government securities	-	128	-	-	
Dividend income	18,386	5,633	4,141	3,134	
Net realised gain on sale of investment	25,577	10,131	36,913	9,813	
Net unrealised gain on revaluation of investments	78,674	18,579	70,069	16,558	
	126,839	36,847	113,357	30,675	
Total income					
EXPENSES					
Remuneration of AL Habib Asset Management Limited - Management Company	7	2,376	1,142	1,536	629
Sindh Sales Tax on management fee	7	355	148	230	81
Remuneration of Central Depository Company of Pakistan Limited - Trustee	8	238	116	154	63
Sindh Sales Tax on trustee remuneration	8	36	15	23	8
Annual fee to Securities and Exchange Commission of Pakistan		113	55	73	29
Registrar staff cost		-	540	-	-
Brokerage expense		1,263	386	788	163
Settlement and bank charges		156	236	7	128
Annual listing fee		12	12	6	7
Auditors' remuneration		208	193	150	113
Amortization of formation cost		-	-	-	-
Printing charges		20	31	20	17
		4,777	2,874	2,987	1,238
Total expenses					
Net income for the period before taxation		122,062	33,973	110,370	29,437
Taxation		-	-	-	-
Net income for the period		122,062	33,973	110,370	29,437
Allocation of net income for the period:					
Net income for the period		122,062	33,973	110,370	29,437
Income already paid on units redeemed		(74,794)	(2,117)	(65,640)	(1,769)
		47,268	31,856	44,730	27,668
Accounting income available for distribution:					
- Relating to capital gains		104,251	28,710	106,982	26,371
- Excluding capital gain / (loss)		(56,983)	3,146	(62,252)	1,297
		47,268	31,856	44,730	27,668

The annexed notes 1 to 18 form an integral part of these condensed interim financial information.

BM

For AL Habib Asset Management Limited
(Management Company)

[Signature]

Chief Executive Officer

[Signature]

Chief Financial Officer

Director

AL HABIB ASSET ALLOCATION FUND
CONDENSED INTERIM STATEMENT OF MOVEMENT IN UNIT HOLDERS' FUNDS (UNAUDITED)
FOR THE HALF YEAR ENDED DECEMBER 31, 2024

	For the half year ended December 31, 2024			For the half year ended December 31, 2023		
	Capital Value	Undistributed	Net Asset	Capital Value	Undistributed	Net Asset
	------(Rupees in '000)-----					
Net assets at the beginning of the period	108,837	(7,196)	101,641	115,800	(9,762)	106,038
Issuance of 8,197,702 units (2023: 93,727 units)						
- Capital value	814,524	-	814,524	8,935	-	8,935
- Element of income	137,161	-	137,161	572	-	572
Amount received / receivable on issuance of units	951,685	-	951,685	9,507	-	9,507
Redemption of 7,209,144 Units (2023: 163,581 units)						
- Capital Value	(716,301)	-	(716,301)	(15,594)	-	(15,594)
- Element of loss	(69,258)	(74,794)	(144,052)	(269)	(2,117)	(2,386)
Amount received / receivable on redemption of units	(785,559)	(74,794)	(860,353)	(15,863)	(2,117)	(17,980)
Total comprehensive income for the period	-	122,062	122,062	-	33,973	33,973
Net income for the period less distribution	-	122,062	122,062	-	33,973	33,973
Net assets at end of the period	274,963	40,072	315,035	109,444	22,094	131,538
Undistributed loss brought forward						
- Realised loss		(32,739)			(8,427)	
- Unrealised gain / (loss)		25,543			(1,335)	
		(7,196)			(9,762)	
Accounting income available for distribution						
- Relating to capital gain		104,251			28,710	
- Excluding capital gain / (loss)		(56,983)			3,146	
		47,268			31,856	
Undistributed gain / (loss) carried forward		40,072			22,094	
Undistributed gain / (loss) carried forward comprises of:						
- Realised gain / (loss)		(38,602)			3,515	
- Unrealised gain		78,674			18,579	
		40,072			22,094	
			(Rupees)			(Rupees)
Net assets value per unit at beginning of the period			99.36			95.33
Net assets value per unit at end of the period			156.61			126.17

The annexed notes 1 to 18 form an integral part of these condensed interim financial information.

For AL Habib Asset Management Limited
(Management Company)


Chief Executive Officer


Chief Financial Officer


Director

**AL HABIB ASSET ALLOCATION FUND
CONDENSED INTERIM CASH FLOW STATEMENT (UNAUDITED)
FOR THE HALF YEAR ENDED DECEMBER 31, 2024**

	For the period ended	
	December 31, 2024	December 31, 2023
	----- (Rupees in '000) -----	
CASH FLOW FROM OPERATING ACTIVITIES		
Net income for the period	122,062	33,973
Adjustments for non cash and other items		
Net unrealised (gain) / loss on revaluation of investments	(78,674)	(18,579)
	43,388	15,394
(Increase) / decrease in assets		
Investments	(105,280)	15,699
Profit and dividend receivable	(318)	(735)
Advances, deposits and prepayments	1	(22,426)
	(105,597)	(7,462)
Increase / (decrease) in liabilities		
Payable to AL Habib Asset Management Limited - Management Company	265	846
Payable to Central Depository Company of Pakistan Limited - Trustee	26	17
Payable to Securities and Exchange Commission of Pakistan	10	(9)
Accrued expenses and other liabilities	3,156	(2,603)
	3,457	(1,749)
Net cash flows (used in) / generated from operating activities	(58,752)	6,183
CASH FLOW FROM FINANCING ACTIVITIES		
Amount received on issuance of units	950,986	9,507
Amount paid on redemption of units	(860,353)	(17,980)
Net cash flows from financing activities	90,633	(8,473)
Net increase / (decrease) in cash and cash equivalents	31,881	(2,290)
Cash and cash equivalents at beginning of the period	23,088	18,312
Cash and cash equivalents at the end of the period	54,969	16,022

The annexed notes 1 to 18 form an integral part of these condensed interim financial information.

BMD

**For AL Habib Asset Management Limited
(Management Company)**


Chief Executive Officer


Chief Financial Officer

Director

ANNEXURE – E

**AL HABIB STOCK FUND
CONDENSED INTERIM STATEMENT OF ASSETS AND LIABILITIES
AS AT DECEMBER 31, 2024**

	December 31, 2024 (Unaudited)	June 30, 2024 (Audited)
	Note -----Rupees in '000-----	
ASSETS		
Bank balances	4 57,931	23,751
Investments	5 3,186,491	1,188,280
Dividend and profit receivable	6 1,507	3,855
Receivable against sale of units	133,568	333,645
Receivable against sale of investment	98,692	-
Advance, deposits and prepayments	7 1,318	3,693
Total assets	3,479,507	1,553,224
LIABILITIES		
Payable to AL Habib Asset Management Limited - Management Company	8 6,907	1,840
Provision for Federal Excise Duty on remuneration of Management Company	9 2,043	2,043
Payable to Central Depository Company of Pakistan Limited - Trustee	10 443	173
Payable to Securities and Exchange Commission of Pakistan	11 273	111
Payable against redemption of units	88,382	-
Payable against Purchase of Investment	-	137,340
Accrued expenses and other liabilities	12 54,603	16,858
Total liabilities	152,651	158,365
NET ASSETS	3,326,856	1,394,859
REPRESENTED BY:		
Unit Holders' Fund (as per the statement attached)	3,326,856	1,394,859
Contingencies and commitments	13	
	-----Number of units-----	
Number of units in issue (face value of units is Rs. 100 each)	20,587,681	13,947,192
	-----Rupees-----	
Net assets value per unit	161.59	100.01

The annexed notes 1 to 20 form an integral part of this condensed interim financial information.

For AL Habib Asset Management Limited
(Management Company)


Chief Executive Officer


Chief Financial Officer


Director

AL HABIB STOCK FUND
CONDENSED INTERIM INCOME STATEMENT (UNAUDITED)
FOR THE HALF YEAR AND QUARTER ENDED DECEMBER 31, 2024

	For the half year ended		For the quarter ended		
	December 31, 2024	December 31, 2023	December 31, 2024	December 31, 2023	
Note ----- Rupees in '000 -----					
INCOME					
Profit on bank deposits	14,840	983	7,501	611	
Dividend income	129,232	8,594	62,429	5,183	
Net realised gain on sale of investment	250,739	20,625	275,195	15,260	
Net unrealised gain on sale of investment	886,063	30,574	794,924	24,947	
Total income / (loss)	1,280,874	60,776	1,140,049	46,001	
EXPENSES					
Remuneration of AL Habib Asset Management Limited - Management Company	8	21,200	1,453	15,116	862
Sindh Sales Tax on Management Company's remuneration	8	3,171	189	2,268	112
Expenses allocated by the Management Company		-	140	-	140
Remuneration of Central Depository Company of Pakistan Limited - Trustee	10	1,558	148	1,008	86
Sindh Sales Tax on Trustee's remuneration	10	233	19	151	11
Annual fee to the Securities and Exchange Commission of Pakistan	11	1,007	76	718	41
Brokerage expense		10,475	615	6,511	360
Settlement and bank charges		572	186	424	93
Annual listing fee		13	13	13	6
Auditors' remuneration		229	252	139	127
Printing charges		1	33	-	16
Total expenses		38,459	3,124	26,348	1,854
Net income for the period before taxation		1,242,415	57,652	1,113,701	44,147
Taxation	14	-	-	-	-
Net income for the period		1,242,415	57,652	1,113,701	44,147
Allocation of net income for the period:					
Net income for the period		1,242,415	57,652	1,113,701	44,147
Income already paid on units redeemed		(555,565)	(13,939)	(532,827)	(13,183)
		686,850	43,713	580,874	30,964
Accounting income available for distribution:					
Relating to capital gains		1,136,802	20,625	275,195	15,260
Excluding capital gains		(449,952)	23,088	305,679	15,704
		686,850	43,713	580,874	30,964

The annexed notes 1 to 20 form an integral part of this condensed interim financial information.

For AL Habib Asset Management Limited
(Management Company)


Chief Executive Officer


Chief Financial Officer


Director

AL HABIB STOCK FUND
CONDENSED INTERIM STATEMENT OF MOVEMENT IN UNIT HOLDERS' FUND (UNAUDITED)
FOR THE HALF YEAR DECEMBER 31, 2024

	For the half year ended December 31, 2024			For the half year ended December 31, 2023		
	Capital Value	Undistributed income	Net Asset	Capital Value	Undistributed income	Net Asset
	Rupees in '000					
Net assets at beginning of the period	1,427,572	(32,713)	1,394,859	173,705	(61,111)	112,594
Issuance of 49,150,291 units (2023: 1,287,383 units)						
- Capital value	4,915,521	-	4,915,521	98,729	-	98,729
- Element of income	1,219,655	-	1,219,655	39,458	-	39,458
Amount received on issuance of units	6,135,176	-	6,135,176	138,187	-	138,187
Redemption of 42,509,802 units (2023: 934,068 units)						
- Capital value	(4,251,405)	-	(4,251,405)	(71,634)	-	(71,634)
- Element of income	(638,624)	(555,565)	(1,194,189)	(14,208)	(13,939)	(28,147)
Amount paid on redemption of units	(4,890,029)	(555,565)	(5,445,594)	(85,842)	(13,939)	(99,781)
Total comprehensive income / (loss) for the period	-	1,242,415	1,242,415	-	57,652	57,652
Net assets at end of the period	2,672,719	654,137	3,326,856	226,050	(17,398)	208,652
Undistributed loss brought forward						
- Realised loss		(132,204)			(50,643)	
- Unrealised gain / (loss)		99,491			(10,468)	
		(32,713)			(61,111)	
Accounting income available for distribution / net loss for the period						
- Relating to capital gain		1,136,802			20,625	
- Excluding capital (loss) / gain		(449,952)			23,088	
		686,850			43,713	
Undistributed loss carried forward		654,137			(17,398)	
Undistributed loss carried forward						
- Realised loss		(231,926)			(47,972)	
- Unrealised gain		886,063			30,574	
		654,137			(17,398)	
		(Rupees)			(Rupees)	
Net assets value per unit at beginning of the period		100.01			76.69	
Net assets value per unit at end of the period		161.59			114.55	

The annexed notes 1 to 20 form an integral part of this condensed interim financial information.

For AL Habib Asset Management Limited
(Management Company)


Chief Executive Officer


Chief Financial Officer


Director

**AL HABIB STOCK FUND
CONDENSED INTERIM CASH FLOW STATEMENT (UNAUDITED)
FOR THE HALF YEAR DECEMBER 31, 2024**

	December 31, 2024	December 31, 2023
Note	----- Rupees in '000 -----	
CASH FLOWS FROM OPERATING ACTIVITIES		
Net income for the period	1,242,415	57,652
Adjustments for non cash and other items		
Net unrealised gain / (loss) on revaluation of investments	5.2 (886,063)	(30,574)
	<u>356,352</u>	<u>27,078</u>
Decrease / (increase) in assets		
Investments	(1,249,488)	(66,180)
Dividend and profit receivable	2,348	(286)
Receivable against sale of units	200,077	(430)
Receivable against sale of investment	(98,692)	5,452
Advance, deposits and prepayments	2,375	-
	<u>(1,143,380)</u>	<u>(61,444)</u>
Increase / (decrease) in liabilities:		
Payable to Al Habib Asset Management Limited - Management Company	5,067	727
Payable to Central Depository Company of Pakistan Limited - Trustee	270	16
Payable to Securities and Exchange Commission of Pakistan	162	(2)
Accrued expenses and other liabilities	37,745	787
	<u>43,244</u>	<u>1,528</u>
Net cash used in operating activities	<u>(743,784)</u>	<u>(32,838)</u>
CASH FLOWS FROM FINANCING ACTIVITIES		
Amount received on issuance of units	6,135,176	138,187
Amount paid on redemption of units	(5,357,212)	(99,781)
Net cash flows from financing activities	<u>777,964</u>	<u>38,406</u>
Net increase in cash and cash equivalents	34,180	5,568
Cash and cash equivalents at beginning of the period	23,751	3,394
Cash and cash equivalents at end of the period	4 57,931	8,962

The annexed notes 1 to 20 form an integral part of this condensed interim financial information.

6/20

**For AL Habib Asset Management Limited
(Management Company)**

[Signature]
Chief Executive Officer

[Signature]
Chief Financial Officer

Director

ANNEXURE – F

AL HABIB ISLAMIC CASH FUND
CONDENSED INTERIM STATEMENT OF ASSETS AND LIABILITIES
AS AT DECEMBER 31, 2024

		December 31, 2024 (Un-Audited)	June 30, 2024 (Audited)
	Note	----- Rupees in '000' -----	
ASSETS			
Bank balances	4	10,869,643	9,051,600
Investments	5	676,726	8,688,252
Profit receivable		105,735	957,978
Advances, deposits and other receivables		915	2,179
TOTAL ASSETS		11,653,019	18,700,009
LIABILITIES			
Payable to AL Habib Asset Management Limited - Management Company	7	20,323	35,620
Payable to Central Depository Company of Pakistan Limited - Trustee	8	698	2,326
Payable to Securities and Exchange Commission of Pakistan	9	2,045	2,666
Payable against redemption of units		1,777	597,523
Accrued expenses and other liabilities		51,690	77,775
TOTAL LIABILITIES		76,533	715,910
NET ASSETS		11,576,486	17,984,099
UNIT HOLDERS' FUND (AS PER STATEMENT ATTACHED)		11,576,486	17,984,099
CONTINGENCIES AND COMMITMENTS	10		
		-----Number of units-----	
Number of units in issue		107,295,735	179,840,173
		-----Rupees-----	
Net asset value per unit		107.89	100.00

The annexed notes 1 to 18 form an integral part of these condensed interim financial information.

For AL Habib Asset Management Limited
(Management Company)


CHIEF FINANCIAL OFFICER


CHIEF EXECUTIVE OFFICER


DIRECTOR

AL HABIB ISLAMIC CASH FUND
CONDENSED INTERIM INCOME STATEMENT (UN-AUDITED)
FOR THE HALF YEAR AND QUARTER ENDED DECEMBER 31, 2024

	Note	Half year ended December 31,		Quarter ended December 31,	
		2024	2023	2024	2023
----- Rupees in '000' -----					
Income					
Profit on bank deposits		796,870	1,411,295	310,581	683,126
Profit on term deposits receipts		119,025	336,870	46,898	198,340
Income from government securities		522,294	656,211	91,404	613,265
		<u>1,438,189</u>	<u>2,404,376</u>	<u>448,883</u>	<u>1,494,731</u>
Net gain on investments classified at fair value through profit or loss					
- Net realised gain on sale of investment		29,955	29,365	25,575	4,681
- Net unrealised loss on sale of investment		(6,670)	1,219	(25,399)	1,309
		<u>1,461,474</u>	<u>2,434,960</u>	<u>449,059</u>	<u>1,500,721</u>
Expenses					
Remuneration of AL Habib Asset Management Limited - Management Company	7	102,336	99,507	38,904	60,495
Sindh Sales tax on Management Company's remuneration	7.2	15,305	12,932	5,836	7,864
Expense allocated by Management Company		1,655	12,686	1,438	6,569
Remuneration of Central Depository Company of Pakistan Limited - Trustee	8	4,498	6,294	1,680	3,956
Sindh Sales tax on Trustee remuneration	8.2	650	818	251	514
Annual fee to Securities and Exchange Commission of Pakistan	9	6,216	8,637	2,287	5,438
Brokerage		133	99	2	1
Listing fee		12	12	6	6
Auditors' remuneration		362	373	293	189
Selling and marketing expense		1,502	-	1,285	-
Sindh Sales tax on selling and marketing and allocated expenses		474	-	408	-
Amortization of preliminary expenses and floatation costs		-	35	-	17
Other expense		162	116	75	61
		<u>133,305</u>	<u>141,509</u>	<u>52,465</u>	<u>85,110</u>
Net income for the period before taxation		<u>1,328,169</u>	<u>2,293,451</u>	<u>396,594</u>	<u>1,415,611</u>
Taxation	11	-	-	-	-
Net income for the period		<u>1,328,169</u>	<u>2,293,451</u>	<u>396,594</u>	<u>1,415,611</u>
Allocation of net income for the period					
Net income for the period		1,328,169	2,293,451	396,594	1,415,611
Income already paid on redemption		(744,796)	-	(275,610)	-
		<u>583,373</u>	<u>2,293,451</u>	<u>120,984</u>	<u>1,415,611</u>
Accounting income available for distribution:					
Relating to capital gains		29,955	1,219	11,226	1,309
Excluding capital gains		613,328	2,292,232	132,210	1,414,302
		<u>583,373</u>	<u>2,293,451</u>	<u>120,984</u>	<u>1,415,611</u>

Earning per unit

12

The annexed notes 1 to 18 form an integral part of these condensed interim financial information.

For AL Habib Asset Management Limited
(Management Company)


CHIEF FINANCIAL OFFICER



CHIEF EXECUTIVE OFFICER


DIRECTOR

AL HABIB ISLAMIC CASH FUND
CONDENSED INTERIM STATEMENT OF MOVEMENT IN UNIT HOLDERS' FUND (UN-AUDITED)
FOR THE HALF YEAR ENDED DECEMBER 31, 2024

	Half year ended December 31,					
	2024			2023		
	Capital Value	Undistributed income	Net Asset	Capital Value	Undistributed income	Net Asset
----- Rupees in '000' -----						
Net assets at beginning of the period	17,984,099	-	17,984,099	13,806,034	-	13,806,034
Issuance of 222,696,165 units (2023: 431,211,965 units)						
Capital value	22,269,617	-	22,269,617	43,121,019	-	43,121,019
Element of income	596,635	-	596,635	-	-	-
Total proceeds on issuance of units	22,866,252	-	22,866,252	43,121,019	-	43,121,019
Redemption of 295,240,603 units (2023: 363,020,817 units)						
Capital value	(29,524,060)	-	(29,524,060)	(36,302,082)	-	(36,302,082)
Element of income	(333,178)	(744,796)	(1,077,974)	-	-	-
Total payments on redemption of units	(29,857,238)	(744,796)	(30,602,034)	(36,302,082)	-	(36,302,082)
Total comprehensive income for the period	-	1,328,169	1,328,169	-	2,293,451	2,293,451
Cash distribution for the period ended December 31, 2024: Rs. Nil (2024: Rs 10.07 per unit)	-	-	-	-	(2,293,451)	(2,293,451)
Net assets at end of the period	10,993,113	583,373	11,576,486	20,624,971	-	20,624,971
Undistributed income brought forward						
- Realised income	-	-	-	-	-	-
- Unrealised income	-	-	-	-	-	-
Accounting income available for distribution						
- Relating to capital gains	29,955	-	-	1,219	-	-
- Excluding capital gains	553,418	-	-	2,292,232	-	-
	583,373	-	-	2,293,451	-	-
Cash distribution for the period ended December 31, 2024: Rs. Nil (2024: Rs 10.07 per unit)	-	-	-	-	(2,293,451)	-
Undistributed income carried forward		583,373			-	
Undistributed income carried forward						
- Realised income	-	583,373	-	-	-	-
- Unrealised income	-	-	-	-	-	-
	-	583,373	-	-	-	-
			(Rupees)			(Rupees)
Net assets value per unit at beginning of the period			100.00			100.00
Net assets value per unit at end of the period			107.89			100.00

The annexed notes 1 to 18 form an integral part of these condensed interim financial information.


CHIEF FINANCIAL OFFICER

For AL Habib Asset Management Limited
(Management Company)


CHIEF EXECUTIVE OFFICER


DIRECTOR

AL HABIB ISLAMIC CASH FUND
CONDENSED INTERIM STATEMENT OF CASH FLOWS (UN-AUDITED)
FOR THE HALF YEAR ENDED DECEMBER 31, 2024

	Half year ended	December 31,
	2024	2023
	----- Rupees in '000' -----	
CASH FLOWS FROM OPERATING ACTIVITIES		
Net income for the period before taxation	1,328,169	2,293,451
Adjustments for:		
Profit on bank deposits	(796,870)	(1,411,295)
Profit on term deposits receipts	(119,025)	(336,870)
Unrealised appreciation on re-measurement of investments classified at 'fair value through profit or loss' - net	(29,955)	(29,365)
Amortization of preliminary expenses and floatation costs	-	35
	382,319	515,956
Decrease / (increase) in assets		
Investments	8,041,481	(9,946,497)
Profit receivable	852,243	(634,133)
Advances, deposits and other receivables	1,264	(297)
	8,894,988	(10,580,927)
(Decrease) / increase in liabilities		
Payable to AL Habib Asset Management Limited - Management Company	(15,297)	31,601
Payable to Central Depository Company of Pakistan Limited - Trustee	(1,628)	192
Payable to Securities and Exchange Commission of Pakistan	(621)	(420)
Payable against redemption of units	(595,746)	142,015
Accrued expenses and other liabilities	(26,085)	125,116
	(639,377)	298,504
Interest received	915,895	1,748,165
Net cash generated / (used in) from operating activities	9,553,825	(8,018,302)
CASH FLOWS FROM FINANCING ACTIVITIES		
Proceeds from issuance of units	22,866,252	43,121,019
Payments on redemption of units	(30,602,034)	(36,302,082)
Dividend paid during the period	-	(2,293,451)
Net cash (used in) / generated from financing activities	(7,735,782)	4,525,486
Net increase / (decrease) in cash and cash equivalents	1,818,043	(3,492,816)
Cash and cash equivalents at beginning of the period	9,051,600	13,675,517
Cash and cash equivalents at the end of the period	10,869,643	10,182,701

The annexed notes 1 to 18 form an integral part of these condensed interim financial information.

For AL Habib Asset Management Limited
(Management Company)


CHIEF FINANCIAL OFFICER


CHIEF EXECUTIVE OFFICER


DIRECTOR

ANNEXURE – G

**AL HABIB ISLAMIC INCOME FUND
CONDENSED INTERIM STATEMENT OF ASSETS AND LIABILITIES
AS AT DECEMBER 31, 2024**

		December 31, 2024 (Unaudited)	June 30, 2024 (Audited)
	Note	-----Rupees in '000-----	
Assets			
Bank balances	4	8,892,004	2,603,239
Investments	5	12,535,060	4,541,353
Profit receivable on sukuku		426,220	290,014
Receivable against sale of units		179,410	-
Advances, deposits and prepayments	6	17,212	15,962
Total assets		<u>22,049,906</u>	<u>7,450,568</u>
Liabilities			
Payable to AL Habib Asset Management Limited - Management Company	7	38,461	14,963
Payable to Central Depository Company of Pakistan Limited- Trustee	8	940	553
Payable to Securities and Exchange Commission of Pakistan	9	1,376	439
Accrued expenses and other liabilities	10	99,857	257,514
Total liabilities		<u>140,634</u>	<u>273,469</u>
Net assets		<u>21,909,272</u>	<u>7,177,099</u>
Unit holders' Fund (as per statement attached)		<u>21,909,272</u>	<u>7,177,099</u>
Contingencies and commitments	11	-	-
		(Number of Units)	
Number of units in issue (Face value of units is Rs. 100 each)		<u>198,449,580</u>	<u>70,740,913</u>
		(Rupees)	
Net asset value per unit		<u>110.40</u>	<u>101.46</u>

The annexed notes 1 to 19 from an integral part of these condensed interim financial information.

[Signature]

**For AL Habib Asset Management Limited
(Management Company)**

[Signature]
Chief Executive Officer

[Signature]
Chief Financial Officer

Director

AL HABIB ISLAMIC INCOME FUND
CONDENSED INTERIM INCOME STATEMENT (UNAUDITED)
FOR THE HALF YEAR AND QUARTER ENDED DECEMBER 31, 2024

	Note	For the half year ended		For the quarter ended	
		December 31, 2024	December 31, 2023	December 31, 2024	December 31, 2023
(Rupees in '000)					
Income					
Profit on bank deposits		579,483	152,393	275,864	82,256
Markup/Return on Investments		566,033	324,002	358,926	144,470
Return on margin deposit with National Clearing Company of Pakistan Limited		9	7	-	-
Net realised gain on sale of investment		30,939	52,486	74	47,974
Net unrealised gain	5.1	139,390	22,966	83,734	6,732
Total income		1,315,854	551,854	718,598	281,432
Expenses					
Remuneration of AL Habib Asset Management Limited - Management Company	7	120,749	24,548	65,384	15,215
Sindh Sales Tax on management fee	7	18,049	3,191	9,808	1,995
Expenses allocated by the Management Company		3,076	3,601	1,869	2,771
Marketing and selling expense		4,155	1,294	2,898	418
Sindh Sales Tax on Allocated & Selling Marketing Expense		935	-	715	-
Remuneration of Central Depository Company of Pakistan Limited - Trustee	8	5,381	1,850	3,280	860
Sindh Sales Tax on Trustee's remuneration	8	807	241	492	112
Annual fee to Securities and Exchange Commission of Pakistan	9	5,381	1,856	3,280	860
Brokerage expense		92	100	(11)	74
Settlement and bank charges		216	236	82	90
Annual listing fee		13	10	7	4
Auditors' remuneration		486	384	237	171
Mutual fund rating fee		73	58	36	23
Printing charges		-	26	-	11
Total expenses		159,413	37,395	88,077	22,604
Net income for the period before taxation		1,156,441	514,459	630,521	258,828
Taxation	12	-	-	-	-
Net income for the period		1,156,441	514,459	630,521	258,828
Allocation of net income for the period:					
Net income for the period		1,156,441	514,459	630,521	258,828
Income already paid on units redeemed		(141,989)	(252,271)	(63,253)	(248,037)
		1,014,452	262,188	567,268	10,791
Accounting income available for distribution:					
- Relating to capital gains		170,329	75,452	149,583	54,706
- Excluding capital gains		844,123	186,736	417,685	(43,915)
		1,014,452	262,188	567,268	10,791

The annexed notes 1 to 19 from an integral part of these condensed interim financial information.

For AL Habib Asset Management Limited
(Management Company)


Chief Executive Officer


Chief Financial Officer


Director

AL HABIB ISLAMIC INCOME FUND
CONDENSED INTERIM STATEMENT OF MOVEMENT IN UNIT HOLDERS' FUND (UNAUDITED)
FOR THE HALF YEAR AND QUARTER ENDED DECEMBER 31, 2024

	For the half year ended December 31, 2024			For the half year ended December 31, 2023		
	Capital Value	Un distributed income	Net Asset	Capital Value	Un distributed income	Net Asset
	(Rupees in '000)					
Net assets at the beginning of the period	7,064,945	112,154	7,177,099	5,067,423	81,111	5,148,534
Issuance of 187,344,245 units (2023: 39,022,305 units)						
- Capital value	19,007,947	-	19,007,947	3,943,594	-	3,943,594
- Element of income	889,361	-	889,361	302,904	-	302,904
Amount received on issuance of units	19,897,308	-	19,897,308	4,246,498	-	4,246,498
Redemption of 59,617,577 units (2023: 45,694,545 units)						
- Capital value	(6,048,799)	-	(6,048,799)	(4,615,417)	-	(4,615,417)
- Element of income	(130,788)	(141,989)	(272,777)	(105,245)	(252,271)	(357,516)
Amount paid on redemption of units	(6,179,587)	(141,989)	(6,321,576)	(4,720,662)	(252,271)	(4,972,933)
Total comprehensive income for the period	-	1,156,441	1,156,441	-	514,459	514,459
Interim cash distribution for the period ended December 31, 2024: Nil (December 31, 2023 Rs 6.4006 Per Unit)	-	-	-	(189,630)	(235,146)	(424,776)
Net income for the period less distribution	-	1,156,441	1,156,441	(189,630)	279,313	89,683
Net assets at the end of the period	20,782,666	1,126,606	21,909,272	4,403,629	108,153	4,511,782
Undistributed income brought forward						
- Realised income		96,743			78,492	
- Unrealised income		15,411			2,619	
		<u>112,154</u>			<u>81,111</u>	
Accounting income available for distribution						
- Relating to capital gains		170,329			75,452	
- Excluding capital gains		844,123			186,736	
		<u>1,014,452</u>			<u>262,188</u>	
Interim cash distribution for the period ended December 31, 2024: Nil (December 31, 2023 Rs 6.4006 Per Unit)		-			(235,146)	
Undistributed income carried forward		<u>1,126,606</u>			<u>108,153</u>	
Undistributed income carried forward comprise of:						
- Realised income		987,216			85,187	
- Unrealised income		139,390			22,966	
		<u>1,126,606</u>			<u>108,153</u>	
		(Rupees)			(Rupees)	
Net assets value per unit at beginning of the period		<u>101.46</u>			<u>101.06</u>	
Net assets value per unit at end of the period		<u>110.40</u>			<u>101.94</u>	

The annexed notes 1 to 19 from an integral part of these condensed interim financial information.


Chief Executive Officer

For AL Habib Asset Management Limited
(Management Company)

Chief Financial Officer


Director

**AL HABIB ISLAMIC INCOME FUND
CONDENSED INTERIM STATEMENT OF CASHFLOWS (UNAUDITED)
FOR THE HALF YEAR AND QUARTER ENDED DECEMBER 31, 2024**

	December 31, 2024	December 31, 2023
	----- (Rupees in '000) -----	
CASH FLOW FROM OPERATING ACTIVITIES		
Net income for the period	1,156,441	514,459
Adjustments		
Net unrealised gain on revaluation of investments	(139,390)	(22,966)
	<u>1,017,051</u>	<u>491,493</u>
Working Capital Changes		
Increase / (decrease) in assets		
Investments	(7,854,317)	(1,335,917)
Profit receivable	(136,206)	(129,801)
Receivable against sale of units	(179,410)	-
Advances, deposits and prepayments	(1,250)	(88)
	<u>(8,171,183)</u>	<u>(1,465,806)</u>
(Decrease) / increase in liabilities		
Payable to Habib Asset Management Limited - Management Company	23,498	(1,713)
Payable to Central Depository Company of Pakistan Limited - Trustee	387	(43)
Payable to Securities and Exchange Commission of Pakistan	937	(960)
Accrued expenses and other liabilities	(157,657)	1,072
	<u>(132,835)</u>	<u>(1,644)</u>
Net cash used in operating activities	<u>(7,286,967)</u>	<u>(975,957)</u>
CASH FLOW FROM FINANCING ACTIVITIES		
Amount received on issuance of units	19,897,308	4,246,498
Amount paid on redemption of units	(6,321,576)	(4,972,933)
Dividend paid during the period	-	(424,776)
Net cash from / (used in) financing activities	<u>13,575,732</u>	<u>(1,151,211)</u>
Net increase/ (decrease) in cash and cash equivalents	6,288,765	(2,127,168)
Cash and cash equivalents at beginning of the period	2,603,239	3,871,139
Cash and cash equivalents at the end of the period	<u>8,892,004</u>	<u>1,743,971</u>

The annexed notes 1 to 19 from an integral part of these condensed interim financial information.

Signature

**For AL Habib Asset Management Limited
(Management Company)**

Signature
Chief Executive Officer

Signature
Chief Financial Officer

Director

ANNEXURE – H

AL HABIB ISLAMIC SAVINGS FUND
CONDENSED INTERIM STATEMENT OF ASSETS AND LIABILITIES
AS AT DECEMBER 31, 2024

		December 31, 2024 (Un-Audited)	June 30, 2024 (Audited)
	Note	------(Rupees in '000)-----	
ASSETS			
Bank balances	4	17,363,953	2,655,397
Investments	5	10,762,831	10,300,893
Profit receivable	6	344,032	513,434
Deposit and other receivable		343	274
Receivable against issuance of units		19,916	611,517
Preliminary expenses and floatation costs		488	523
TOTAL ASSETS		28,491,563	14,082,038
LIABILITIES			
Payable to AL Habib Asset Management Limited - Management Company	7	55,215	31,253
Payable to Central Depository Company of Pakistan Limited - Trustee	8	1,536	935
Payable to Securities and Exchange Commission of Pakistan	9	1,336	827
Payable against redemption of units		997,688	-
Accrued expenses and other liabilities		36,164	67,749
TOTAL LIABILITIES		1,091,939	100,764
NET ASSETS		27,399,624	13,981,274
UNIT HOLDERS' FUND (AS PER THE STATEMENT ATTACHED)		27,399,624	13,981,274
CONTIGENCIES AND COMMITMENTS	10		
		------(Number of Units)-----	
Number of units in issue		251,283,251	139,257,936
		------(Rupees)-----	
Net asset value per unit		109.04	100.40

The annexed notes 1 to 18 form an integral part of these condensed interim financial information.

For AL Habib Asset Management Limited
(Management Company)


Chief Executive Officer


Chief Financial Officer


Director

AL HABIB ISLAMIC SAVINGS FUND
CONDENSED INTERIM INCOME STATEMENT (UN-AUDITED)
FOR THE HALF YEAR AND QUARTER ENDED DECEMBER 31, 2024

	Half year ended December 31,		Quarter ended December 31,	
	2024	2023	2024	2023
	----- (Rupees in '000) -----			
Income				
Income from investments	710,210	499,589	710,210	342,497
Profit on bank deposits	858,423	341,518	294,353	249,594
Profit on term deposits receipts	71,130	3,528	70,348	-
	<u>1,639,763</u>	<u>844,635</u>	<u>1,074,911</u>	<u>592,091</u>
Net gain on investments classified at fair value through profit or loss				
- Gain on sale of investment	96,367	56,640	57,537	55,845
- Net unrealised gain on revaluation of investments at fair value through profit or loss	123,464	90,027	87,145	38,852
	<u>219,831</u>	<u>146,667</u>	<u>144,682</u>	<u>94,697</u>
	<u>1,859,594</u>	<u>991,302</u>	<u>1,219,593</u>	<u>686,788</u>
Expenses				
Remuneration of the Management Company	160,573	50,040	63,414	36,335
Sindh Sales tax on remuneration of the Management Company	24,074	6,505	9,513	4,723
Remuneration of the Trustee	7,537	3,223	3,603	2,201
Sindh Sales tax on remuneration of the Trustee	1,130	419	541	286
Annual fee to Securities and Exchange Commission of Pakistan	7,537	3,221	3,603	2,201
Expense allocated by the Management Company	2,891	3,730	1,841	1,873
Selling and marketing expenses	3,913	-	2,826	-
Sindh Sales tax on selling, marketing and allocated expenses	1,021	-	858	-
Amortization of preliminary expenses and floatation costs	35	35	18	17
Brokerage expense	66	249	3	27
Auditors' remuneration	280	391	112	186
Listing fee	12	13	12	7
Bank charges	39	15	39	14
Other expenses	108	109	23	32
	<u>209,216</u>	<u>67,950</u>	<u>86,406</u>	<u>47,902</u>
Net income for the period before taxation	<u>1,650,378</u>	<u>923,352</u>	<u>1,133,187</u>	<u>638,886</u>
Taxation	-	-	-	-
Net income for the period	<u>1,650,378</u>	<u>923,352</u>	<u>1,133,187</u>	<u>638,886</u>
Allocation of net income for the period				
Net income for the period	1,650,378	923,352	1,133,187	638,886
Income already paid on units redeemed	(515,940)	(515,715)	(400,292)	(472,698)
	<u>1,134,438</u>	<u>407,637</u>	<u>732,895</u>	<u>166,188</u>
Accounting income available for distribution:				
Relating to capital gains	96,367	56,640	171,516	55,845
Excluding capital gains	1,038,071	350,997	159,369	110,343
	<u>1,134,438</u>	<u>407,637</u>	<u>732,895</u>	<u>166,188</u>

Earnings per unit

12

The annexed notes 1 to 18 form an integral part of these condensed interim financial information.

For AL Habib Asset Management Limited
(Management Company)


Chief Executive Officer


Chief Financial Officer


Director

AL HABIB ISLAMIC SAVINGS FUND
CONDENSED INTERIM STATEMENT OF MOVEMENT IN UNIT HOLDERS' FUNDS (UN-AUDITED)
FOR THE HALF YEAR ENDED DECEMBER 31, 2024

	Half year ended December 31,					
	2024			2023		
	Capital Value	Undistributed Income	Net Asset	Capital Value	Undistributed Income	Net Asset
	(Rupees in '000)					
Net assets at the beginning of the period	13,887,168	94,106	13,981,274	4,388,960	18,400	4,407,360
Issuance of 279,230,737 units (Dec 31, 2023: 822,792,761 units)						
- Capital value	30,447,320	-	30,447,320	82,624,849	-	82,624,849
- Element of income	(1,162,124)	-	(1,162,124)	302,507	-	302,507
Total proceeds on issuance of units	29,285,196	-	29,285,196	82,927,356	-	82,927,356
Redemption of 167,205,389 units (Dec 31, 2023: 680,440,075 units)						
- Capital value	18,232,076	-	18,232,076	(68,329,792)	-	(68,329,792)
- Element of income	(35,233,360)	(515,940)	(35,749,300)	284,097	(515,715)	(231,618)
Total payments on redemption of units	(17,001,284)	(515,940)	(17,517,224)	(68,045,695)	(515,715)	(68,561,410)
Total comprehensive income for the period	-	1,650,378	1,650,378	-	923,352	923,352
Interim cash distribution for the year ended December 31 2024: Nil (2024: Rs. 11.06 per unit)	-	-	-	(609,632.00)	(432,269)	(1,041,901)
	-	1,650,378	1,650,378	(609,632)	491,083	(118,549)
Net assets at the end of the period	26,171,080	1,228,544	27,399,624	18,660,989	(6,232)	18,654,757
Undistributed income brought forward		94,106			15,255	
- Realised income		-			3,145	
- Unrealised income		94,106			18,400	
Accounting income available for distribution		96,367			56,640	
- Relating to capital gains		1,038,071			350,997	
- Excluding capital gains		1,134,438			407,637	
Interim cash distribution for the year ended December 31 2024: Nil (2024: Rs. 11.06 per unit)		-			(432,269)	
Undistributed income carried forward		1,228,544			(6,232)	
Undistributed income carried forward		1,105,080			(96,259)	
- Realised income / (loss)		123,464			90,027	
- Unrealised income		1,228,544			(6,232)	
		(Rupees)			(Rupees)	
Net assets value per unit at end of the period		109.04			100.42	
Net assets value per unit beginning of the period		100.40			100.16	

The annexed notes 1 to 18 form an integral part of these condensed interim financial information.

For AL Habib Asset Management Limited
(Management Company)


Chief Executive Officer


Chief Financial Officer

Director


AL HABIB ISLAMIC SAVINGS FUND
CONDENSED INTERIM CASH FLOW STATEMENT (UN-AUDITED)
FOR THE HALF YEAR ENDED DECEMBER 31, 2024

	Half year ended December 31,	
	2024	2023
	------(Rupees in '000)-----	
CASH FLOWS FROM OPERATING ACTIVITIES		
Net income for the period before taxation	1,650,378	923,352
Adjustments for :		
Net realised gain on sale of investments	(96,367)	-
Net unrealised gain on revaluation of investments at fair value through profit or loss	(123,464)	(90,027)
Amortization of preliminary expenses and floatation costs	-	35
	1,430,547	833,360
Decrease / (increase) in assets		
Investments -net	(242,107)	(6,469,820)
Profit receivable	169,402	(458,586)
Proceeds from issuance of units	591,601	-
Deposit and other receivable	(35)	88
	518,861	(6,928,318)
Increase / (decrease) in liabilities		
Payable to AL Habib Asset Management Limited - Management Company	23,962	8,942
Payable to Central Depository Company of Pakistan Limited - Trustee	601	781
Payable to Securities and Exchange Commission of Pakistan	509	342
Payment against redemption of units	997,688	986
Accrued expenses and other liabilities	(31,584)	(67,739)
	991,176	(56,688)
Net cash generated / (used in) from operating activities	2,940,584	(6,151,646)
CASH FLOWS FROM FINANCING ACTIVITIES		
Proceeds from issuance of units	29,285,196	82,927,356
Payments on redemption of units	(17,517,224)	(68,561,410)
Dividend paid	-	(1,041,901)
Net cash generated from financing activities	11,767,972	13,324,045
Net increase in cash and cash equivalents during the period	14,708,556	7,172,399
Cash and cash equivalents at beginning of the period	2,655,397	3,374,402
Cash and cash equivalents at the end of the period	17,363,953	10,546,801

The annexed notes 1 to 18 form an integral part of these condensed interim financial information.

For AL Habib Asset Management Limited
(Management Company)


Chief Executive Officer


Chief Financial Officer


Director

ANNEXURE – I

AL HABIB ISLAMIC STOCK FUND
CONDENSED INTERIM STATEMENT OF ASSETS AND LIABILITIES
AS AT DECEMBER 31, 2024

	December 31, 2024 (Unaudited)	June 30, 2024 (Audited)
Note	----- Rupees in '000 -----	
ASSETS		
Bank balances	4 101,488	56,776
Investments	5 6,646,124	1,110,512
Dividend and profit receivable	6 329	719
Receivable against sale of investments	-	70,422
Receivable against issuance of units	335,160	2,340
Advance, deposits and other receivable	7 1,792	1,792
Total assets	<u>7,084,893</u>	<u>1,242,561</u>
LIABILITIES		
Payable to AL Habib Asset Management Limited - Management Company	8 24,096	2,232
Provision for Federal Excise Duty on remuneration of Management Company	9 1,478	1,478
Payable to Central Depository Company of Pakistan Limited - Trustee	10 727	198
Payable to Securities and Exchange Commission of Pakistan	11 519	91
Payable against purchase of investment	109,922	-
Payable against redemption of units	26,201	-
Accrued expenses and other liabilities	12 71,127	80,155
Total liabilities	<u>234,070</u>	<u>84,154</u>
NET ASSETS	<u>6,850,823</u>	<u>1,158,407</u>
Unit holders' fund (as per the statement attached)	<u>6,850,823</u>	<u>1,158,407</u>
Contingencies and commitments	13	
	----- (Number of units) -----	
Number of units in issue (face value of units is Rs.100 each)	<u>42,731,989</u>	<u>11,564,148</u>
	----- (Rupees) -----	
Net assets value per unit	<u>160.32</u>	<u>100.17</u>

The annexed notes 1 to 21 form an integral part of this condensed interim financial information.

BM

For AL Habib Asset Management Limited
(Management Company)


Chief Executive Officer


Chief Financial Officer


Director

AL HABIB ISLAMIC STOCK FUND
CONDENSED INTERIM INCOME STATEMENT (UNAUDITED)
FOR THE HALF YEAR AND QUARTER ENDED DECEMBER 31, 2024

	For the half year ended		For the quarter ended	
	December 31, 2024	December 31, 2023	December 31, 2024	December 31, 2023
Note ----- Rupees in '000 -----				
INCOME				
Profit on bank deposits	851	2,950	(2,422)	942
Dividend income	74,526	14,776	54,134	10,214
Net realised gain on sale of investment	397,568	49,333	374,941	43,293
Net unrealised gain on sale of investment	5.1 1,525,592	83,197	1,483,856	69,530
Total income	1,998,537	150,256	1,910,509	123,979
EXPENSES				
Remuneration of Al Habib Asset Management Limited - Management Comp	8 31,794	3,690	26,104	2,073
Sindh Sales Tax on Management Company's remuneration	8 4,761	480	3,916	270
Expenses allocated by the Management Company	-	60	-	60
Remuneration of Central Depository Company of Pakistan Limited - Trustee	10 2,090	380	1,557	207
Sindh Sales Tax on Trustee's Remuneration	10 313	49	233	27
Annual fee to the Securities and Exchange Commission of Pakistan	11 1,510	181	1,240	99
Brokerage expense	15,744	1,391	13,806	803
Settlement and bank charges	855	192	781	104
Annual listing fee	12	12	6	6
Auditors' remuneration	293	412	195	247
Printing charges	32	31	16	15
Charity expense	1,079	290	1,000	258
Total expenses	58,483	7,168	48,854	4,169
Net income for the period before taxation	1,940,054	143,088	1,861,655	119,810
Taxation	14 -	-	-	-
Net income for the period	1,940,054	143,088	1,861,655	119,810
Allocation of net income for the period:				
Net income for the period	1,940,054	143,088	1,861,655	119,810
Income already paid on units redeemed	(724,960)	(718)	(713,617)	-
	<u>1,215,094</u>	<u>142,370</u>	<u>1,148,038</u>	<u>119,810</u>
Accounting income available for distribution:				
Relating to capital gains	1,923,160	49,333	1,858,797	43,293
Excluding capital gains	(708,066)	93,037	(710,759)	76,517
	<u>1,215,094</u>	<u>142,370</u>	<u>1,148,038</u>	<u>119,810</u>

The annexed notes 1 to 21 form an integral part of this condensed interim financial information.

For AL Habib Asset Management Limited
(Management Company)


Chief Executive Officer


Chief Financial Officer


Director

AL HABIB ISLAMIC STOCK FUND
CONDENSED INTERIM STATEMENT OF MOVEMENT IN UNIT HOLDERS' FUND (UNAUDITED)
FOR THE HALF YEAR ENDED DECEMBER 31, 2024

	For the half year ended December 31, 2024			For the half year ended December 31, 2023		
	Capital Value	Undistributed income	Net Asset	Capital Value	Undistributed income	Net Asset
	-----Rupees in '000-----					
Net assets at beginning of the period	1,203,019	(44,613)	1,158,406	356,014	(57,656)	298,358
Issuance of 81,318,032 units (2023: 3,558,148 units)						
- Capital value	8,145,627	-	8,145,627	265,189	-	265,189
- Element of income	2,451,933	-	2,451,933	86,854	-	86,854
Amount received on issuance of units	10,597,560	-	10,597,560	352,043	-	352,043
Redemption of 50,150,191 units (2023: 2,711,096 units)						
- Capital value	(5,023,545)	-	(5,023,545)	(202,058)	-	(202,058)
- Element of income	(1,096,692)	(724,960)	(1,821,652)	(55,898)	(718)	(56,616)
Amount paid / payable on redemption of units	(6,120,237)	(724,960)	(6,845,197)	(257,956)	(718)	(258,674)
Total comprehensive income for the period	-	1,940,054	1,940,054	-	143,088	143,088
Net assets at end of the period	5,680,342	1,170,481	6,850,823	450,101	84,714	534,815
Undistributed loss brought forward						
- Realised loss		(44,613)			(57,656)	
- Unrealised loss		-			-	
		(44,613)			(57,656)	
Accounting income available for distribution						
- Relating to capital gain	1,923,160			49,333		
- Excluding capital gain / (loss)	(708,066)			93,037		
	1,215,094			142,370		
Undistributed gain carried forward	1,170,481			84,714		
Undistributed gain / (loss) carried forward						
- Realised gain / (loss)		(355,111)			1,517	
- Unrealised gain		1,525,592			83,197	
		1,170,481			84,714	
		(Rupees)			(Rupees)	
Net assets value per unit at beginning of the period	100.17			74.53		
Net assets value per unit at end of the period	160.32			110.26		

The annexed notes 1 to 21 form an integral part of this condensed interim financial information.

For AL Habib Asset Management Limited
(Management Company)


Chief Executive Officer


Chief Financial Officer

Director

AL HABIB ISLAMIC STOCK FUND
CONDENSED INTERIM CASH FLOW STATEMENT (UNAUDITED)
FOR THE HALF YEAR ENDED DECEMBER 31, 2024

	Note	December 31, 2024	December 31, 2023
----- (Rupees in '000) -----			
CASH FLOWS FROM OPERATING ACTIVITIES			
Net income for the period before taxation		1,940,054	143,088
Adjustments:			
Net unrealized gain / (loss) on revaluation of investments	5.1	(1,525,592)	(83,197)
		414,462	59,891
Decrease / (increase) in assets			
Investments		(4,010,021)	(148,959)
Dividend and profit receivable		390	(634)
Receivable against sale of investments		70,422	-
Receivable against issuance of units		(332,820)	(12,980)
Advance, deposits and other receivable		-	2,033
		(4,272,029)	(160,540)
Increase / (decrease) in liabilities:			
Payable to AL Habib Asset Management Limited - Management Company		21,864	982
Payable to Central Depository Company of Pakistan Limited - Trustee		529	40
Payable to Securities and Exchange Commission of Pakistan		428	(17)
Payable against purchase of investment		109,922	7,467
Payable against redemption of units		26,201	-
Accrued expenses and other liabilities		(9,028)	695
		149,916	9,167
Net cash used in operating activities		(3,707,651)	(91,482)
CASH FLOWS FROM FINANCING ACTIVITIES			
Amount received on issuance of units		10,597,560	352,043
Amount paid on redemption of units		(6,845,197)	(258,674)
Net cash flows from financing activities		3,752,363	93,369
Net increase in cash and cash equivalents		44,712	1,887
Cash and cash equivalents at beginning of the period		56,776	45,617
Cash and cash equivalents at end of the period		101,488	47,504

The annexed notes 1 to 21 form an integral part of this condensed interim financial information.

BM

For AL Habib Asset Management Limited
(Management Company)


Chief Executive Officer


Chief Financial Officer

Director