

**CORPORATE AFFAIRS GROUP**

HO/CAG/CAW/2014/187

October 23, 2014

**The General Manager**  
Karachi Stock Exchange Limited  
Stock Exchange Building  
Stock Exchange Road  
Karachi.

**Financial Results for the Nine Months ended September 30, 2014**

Dear Sir,

We have to inform that the Board of Directors of our Bank in their meeting held today at 11.00 a.m. at Lahore approved Financial Statements of the Bank for the Nine Months ended September 30, 2014 and has declared **17.5% Third Interim Cash Dividend** (i.e. Rs. 1.75 per share), for the year ending December 31, 2014.

Copies of **Unconsolidated & Consolidated Profit & Loss Accounts** showing earning per share and comparative figures of immediately preceding corresponding period are attached as **Annexure-A & Annexure-B** respectively.


The above entitlement will be paid to the shareholders, whose names will appear in the Register of Members at the close of business on November 06, 2014.

The Share Transfer Books of the Company will be closed from November 07, 2014 to November 13, 2014 (both days inclusive). Transfer requests received at M/s. Technology Trade (Pvt.) Ltd. Dagia House, 241-C, Block-2, P.E.C.H.S., Karachi at the close of business on November 06, 2014 will be treated in time for the purpose of above entitlement to the transferees.

As required, we will transmit the complete financial statements to the Exchange duly approved by the Board of Directors, through email (using digital signature), within 48 hours.

We will be sending you 200 copies of printed accounts for distribution amongst the members of the Exchange within stipulated time.

Thanks &amp; Regards,



**Muhammad Raffat**  
Company Secretary  
& Chief, CAG

Encl: as above

**CORPORATE AFFAIRS GROUP**

HO/CAG/CAW/2014/188

October 23, 2014

**The General Manager**  
Lahore Stock Exchange Limited  
Stock Exchange Building  
19, Khayaben-e-Aiwan-e-Iqbal  
Lahore.

**Financial Results for the Nine Months ended September 30, 2014**

Dear Sir,

We have to inform that the Board of Directors of our Bank in their meeting held today at 11.00 a.m. at Lahore approved Financial Statements of the Bank for the Nine Months ended September 30, 2014 and has declared **17.5% Third Interim Cash Dividend** (i.e. Rs. 1.75 per share), for the year ending December 31, 2014.

Copies of **Unconsolidated & Consolidated Profit & Loss Accounts** showing earning per share and comparative figures of immediately preceding corresponding period are attached as **Annexure-A & Annexure-B** respectively.


The above entitlement will be paid to the shareholders, whose names will appear in the Register of Members at the close of business on November 06, 2014.

The Share Transfer Books of the Company will be closed from November 07, 2014 to November 13, 2014 (both days inclusive). Transfer requests received at M/s. Technology Trade (Pvt.) Ltd. Dagia House, 241-C, Block-2, P.E.C.H.S., Karachi at the close of business on November 06, 2014 will be treated in time for the purpose of above entitlement to the transferees.

As required, we will transmit the complete financial statements to the Exchange duly approved by the Board of Directors, through email (using digital signature), within 48 hours.

We will be sending you 100 copies of printed accounts for distribution amongst the members of the Exchange within stipulated time.

Thanks &amp; Regards,

  
**Muhammad Raffat**  
Company Secretary  
& Chief, CAG

Encl: as above

**ALLIED BANK LIMITED**  
**Unconsolidated Condensed Interim Profit and Loss Account - (Un-audited)**  
**For the nine months ended September 30, 2014**

Note	Nine Months Ended		Quarter Ended	
	September 30, 2014	September 30, 2013	September 30, 2014	September 30, 2013
	Rupees in '000-			
Mark-up / return / interest earned	48,339,161	40,088,003	16,568,290	13,936,186
Mark-up / return / interest expensed	28,515,056	23,729,044	9,605,518	7,967,055
Net mark-up / interest income	19,824,105	16,358,959	6,962,772	5,969,131
(Reversal) / provision against non-performing loans and advances and general provision - net	(23,430)	373,988	(6,258)	299,157
Reversal for diminution in the value of investments - net	(21,014)	(63,308)	(39,875)	(19,937)
Bad debts written off directly	-	-	-	-
	(44,444)	310,680	(46,133)	279,220
Net mark-up / interest income after provisions	19,868,549	16,048,279	7,008,905	5,689,911
<b>NON MARK-UP / INTEREST INCOME</b>				
Fee, commission and brokerage income	2,425,903	2,248,269	712,318	643,641
Dividend income	2,754,460	2,391,569	1,108,650	1,195,587
Income from dealing in foreign currencies	336,957	346,495	121,558	177,972
Gain on sale of securities	3,448,404	1,100,142	1,875,823	314,056
Unrealized loss on revaluation of investments classified as 'held-for-trading' - net	-	-	-	(6,906)
Other income	1,093,912	1,167,975	75,303	29,082
Total non-markup / interest income	10,059,636	7,254,450	3,893,652	2,353,432
	29,928,185	23,302,729	10,902,557	8,043,343
<b>NON MARK-UP / INTEREST EXPENSES</b>				
Administrative expenses	12,074,041	11,225,668	4,201,092	4,039,438
Provision against other assets - net	46,512	36,000	18,512	12,000
Provision against off-balance sheet obligations - net	13,270	24,900	(9,663)	21,500
Other charges	558,091	298,138	233,027	130,687
Total non-markup / interest expenses	12,691,914	11,584,706	4,442,968	4,203,625
Extra-ordinary / unusual items	-	-	-	-
<b>PROFIT BEFORE TAXATION</b>	17,236,271	11,718,023	6,459,589	3,839,718
<b>Taxation</b>				
Current period	5,433,454	3,390,388	1,868,332	1,118,631
Prior years	-	-	-	-
Deferred	246,320	(14,443)	137,877	(93,969)
	5,679,774	3,375,945	2,006,209	1,024,662
<b>PROFIT AFTER TAXATION</b>	11,556,497	8,342,078	4,453,380	2,815,056
<b>Earnings per share - Basic and Diluted (in Rupees)</b>	10.09	Restated 7.29	3.89	Restated 2.46

The annexed notes 1 to 21 form an integral part of these unconsolidated condensed interim financial statements.


Chief Financial Officer

President and Chief Executive Officer

Director

Director

Chairman

  
**CERTIFIED TRUE COPY**  
 For ALLIED BANK LIMITED  
 Company Secretary

**ALLIED BANK LIMITED**  
**Consolidated Condensed Interim Profit and Loss Account - (Un-audited)**  
**For the nine months ended September 30, 2014**

Note	Nine Months Ended		Quarter Ended	
	September 30, 2014	September 30, 2013	September 30, 2014	September 30, 2013
	Rupees in '000			
Mark-up / return / interest earned	48,340,051	40,089,572	16,568,535	13,936,398
Mark-up / return / interest expensed	28,508,008	23,728,220	9,603,348	7,966,737
Net mark-up / interest income	19,832,043	16,361,352	6,965,187	5,969,661
(Reversal) / provision against non-performing loans and advances and general provision - net	(23,430)	373,988	(6,258)	299,157
Reversal for diminution in the value of investments - net	(21,014)	(63,308)	(39,875)	(19,937)
Bad debts written off directly	-	-	-	-
	(44,444)	310,680	(46,133)	279,220
Net mark-up / interest income after provisions	19,876,487	16,050,672	7,011,320	5,690,441
<b>NON MARK-UP / INTEREST INCOME</b>				
Fee, commission and brokerage income	2,661,376	2,438,285	786,148	721,003
Dividend income	2,754,460	2,391,569	1,108,650	1,195,587
Income from dealing in foreign currencies	336,957	346,495	121,558	177,972
Gain on sale of securities	3,464,480	1,120,091	1,885,438	315,885
Unrealized gain on revaluation of investments classified as 'held-for-trading' - net	54,296	35,898	8,300	5,304
Other income	1,093,880	1,168,025	75,281	29,083
Total non-markup / interest income	10,365,449	7,500,363	3,985,375	2,444,834
	30,241,936	23,551,035	10,996,695	8,135,275
<b>NON MARK-UP / INTEREST EXPENSES</b>				
Administrative expenses	12,238,668	11,357,201	4,260,132	4,086,402
Provision against other assets - net	46,512	36,000	18,512	12,000
Provision against off-balance sheet obligations - net	13,270	24,900	(9,663)	21,500
Other charges	561,074	298,138	233,730	129,251
Total non-markup / interest expenses	12,859,524	11,716,239	4,502,711	4,249,153
Extra-ordinary / unusual items	-	-	-	-
<b>PROFIT BEFORE TAXATION</b>	17,382,412	11,834,796	6,493,984	3,886,122
<b>Taxation</b>				
Current period	5,458,580	3,410,370	1,873,755	1,128,594
Prior years	-	-	-	-
Deferred	246,320	(14,027)	137,877	(93,409)
	5,704,900	3,396,343	2,011,632	1,035,185
<b>PROFIT AFTER TAXATION</b>	11,677,512	8,438,453	4,482,352	2,850,937
<b>Earnings per share - Basic and Diluted (in Rupees)</b>	10.20	Restated 7.37	3.91	Restated 2.49

The annexed notes 1 to 21 form an integral part of these consolidated condensed interim financial statements.


Chief Financial Officer

President and Chief Executive Officer

Director

Director

Chairman

**CERTIFIED TRUE COPY**  
  
**For ALLIED BANK LIMITED**  
**Company Secretary**