

ABL ISLAMIC SOVEREIGN PLAN
ANNUAL FINANCIAL STATEMENTS
FOR THE YEAR ENDED JUNE 30, 2025

Annual
REPORT



ABL Asset Management

Discover the potential




CONTENTS

Vision	01
Mission & Core Values	02
Fund's Information	03
Report of the Directors of the Management Company	04
Fund Manager Report	10
Performance Table	14
Trustee Report to the Unit Holders	15
Report of Shariah Advisor	17
Independent Assurance Report to the Unitholders on the Statements of Compliance with the Shariah Principles	18
Independent Auditors' Report to the Unitholders	20
Statement of Assets and Liabilities	23
Income Statement	24
Statement of Comprehensive Income	25
Statement of Movement in Unit Holders' Fund	26
Cash Flow Statement	27
Notes to the Financial Statements	28
Report of the Directors of the Management Company (Urdu Version)	52

VISION

Creating Investment Solutions within everyone's reach





Mission & Core Values

To create a conducive working environment, to attract the best talent in the Asset Management Sector. ABLAMC strives to be the 'employer of choice' for young and experienced talent.

To set the highest industry standards in terms of product ranges and innovations, in order to offer products for clients of all demographics.

To adhere to the highest industry standard for integrity and quality across all the spheres of the company.

To use technology and financial structuring to serve as a "cutting-edge" compared to the competition.

To enhance Stakeholders Value.



FUND'S INFORMATION

Management Company:	ABL Asset Management Company Limited Plot/Building # 14, Main Boulevard, DHA, Phase - VI, Lahore - 54810	
Board of Directors:	Sheikh Mukhtar Ahmed Mr. Mohammad Naeem Mukhtar Mr. Muhammad Waseem Mukhtar Mr. Aizid Razzaq Gill Ms. Saira Shahid Hussain Mr. Pervaiz Iqbal Butt Mr. Kamran Nishat	Chairman Non-Executive Director Non-Executive Director Non-Executive Director Independent Director Independent Director
Audit Committee:	Mr. Kamran Nishat Mr. Muhammad Waseem Mukhtar Mr. Pervaiz Iqbal Butt	Chairman Member Member
Human Resource and Remuneration Committee	Mr. Pervaiz Iqbal Butt Mr. Muhammad Waseem Mukhtar Mr. Kamran Nishat Mr. Naveed Nasim Ms. Saira Shahid Hussain	Chairman Member Member Member Member
Board's Risk Management Committee	Mr. Aizid Razzaq Gill Mr. Pervaiz Iqbal Butt Mr. Naveed Nasim	Chairman Member Member
Board Strategic Planning & Monitoring Committee	Mr. Muhammad Waseem Mukhtar Mr. Kamran Nishat Mr. Pervaiz Iqbal Butt Mr. Naveed Nasim	Chairman Member Member Member
Chief Executive Officer of The Management Company:	Mr. Naveed Nasim	
Chief Financial Officer & Company Secretary:	Mr. Saqib Matin	
Chief Internal Auditor:	Mr. Kamran Shehzad	
Trustee:	Central Depository Company of Pakistan Limited CDC - House, Shara-e-Faisal, Karachi.	
Bankers to the Fund:	Allied Bank Limited	
Auditor:	M/s. A.F. Ferguson & Co. Chartered Accountants State Life Building No. 1-C I.I. Chundrigar Road, Karachi.	
Legal Advisor:	Ijaz Ahmed & Associates Advocates & Legal Consultants No. 7, 11th Zamzama Street, Phase V DHA Karachi.	
Registrar:	ABL Asset Management Company Limited L - 48, DHA Phase - VI, Lahore - 74500	



REPORT OF THE DIRECTORS OF THE MANAGEMENT COMPANY

The Board of Directors of ABL Asset Management Company Limited, the management company of ABL Islamic Sovereign Fund (ABL-ISSF), is pleased to present the Financial Statements (audited) of ABL -ISF for the period ended June 30, 2025.

ECONOMIC PERFORMANCE REVIEW

Fiscal Year 2025 marked a decisive turn in Pakistan's macroeconomic trajectory, underpinned by policy stability, successful completion of an IMF Standby Arrangement, and a sustained focus on structural reforms. The year was characterized by declining inflation, a shift toward monetary easing, and notable improvements in external account stability - all against the backdrop of improving political sentiment and contained global commodity prices.

Pakistan's real GDP grew by 2.68% in FY25 (provisional), slightly higher than the 2.51% growth recorded in FY24, signaling a modest but broad-based economic recovery. Sector-wise performance showed mixed trends: the agriculture sector, after a remarkable 6.4% growth in FY24, moderated to 0.56% in FY25 due to base effects and seasonal challenges. The industrial sector rebounded strongly, recording a 4.77% growth in FY25 compared to a contraction of 1.37% in the previous year, reflecting improved energy availability and policy support. The services sector also gained momentum, expanding by 2.91% in FY25 versus 2.19% in FY24, supported by financial services, trade, and public administration.

Inflationary pressures, while elevated at the start of the year, eased sharply over time and remained on downward trajectory this year. The Consumer Price Index (CPI) averaged 4.61% in FY25 as compared to 23.9% in FY24, supported by a high base effect, improved food supplies, and declining global energy prices. The policy rate, which stood at 20.5% at the start of the fiscal year, was gradually brought down in phases to 19.5% by July, 17.5% by October, and 13.0% by December. With continued disinflation and improved external stability, the central bank further reduced the rate to 12.0% by March and finally to 11.0% by May 2025, maintaining it at that level through the fiscal year-end. This cumulative 950bps easing reflected growing confidence in macroeconomic stabilization and marked a decisive shift from the previous tight policy stance.

The external account performance was notably strong, with the current account posting a cumulative surplus of USD 2.1 billion in FY25 compared to a deficit of USD 2.07 billion in the same period last year. This improvement was significantly supported by robust remittance inflows, which rose to USD 38.3 billion in FY25, up from USD 30.25 billion in FY24. The PKR remained largely stable in both interbank and open markets, reflecting improved reserve buffers and reduced speculative pressures. Foreign exchange reserves followed an upward trajectory throughout FY25. Total reserves rose from USD 13.99 billion in June 2024 to USD 19.27 billion by June 2025, while SBP's own reserves improved from USD 9.39 billion to USD 14.51 billion. This improvement was underpinned by multilateral inflows - including the final IMF SBA tranche approved on April 29, 2025 - along with bilateral support and better market sentiment. The reserve buildup further reinforced confidence and external sector resilience.

On the fiscal side, the Federal Board of Revenue (FBR) reported provisional collections of PKR 11.72 trillion, reflecting continued momentum in tax administration reforms and economic formalization. The government also presented the FY26 Federal Budget in June 2025, which emphasized revenue expansion, expenditure discipline, and alignment with IMF benchmarks - laying the groundwork for the next Extended Fund Facility (EFF) program.

Despite intermittent global volatility - particularly stemming from the Iran-Israel conflict and renewed tariff uncertainty under U.S. political developments - global commodity and oil prices remained volatile but generally followed a downward trajectory. This external softness played a supportive role in containing Pakistan's inflation

and narrowing the current account deficit. Combined with political continuity and improved governance, these trends contributed to a more stable macroeconomic environment, helping strengthen market sentiment across equity and fixed income markets while also supporting a more favorable business climate.

In summary, FY25 was a turning point, characterized by macroeconomic stabilization, a return to current account surpluses, softening inflation, and the beginning of monetary easing. The foundation laid this year provides a supportive platform for medium-term growth, contingent on sustained reform implementation and continued global financial support.

MONEY MARKET REVIEW (ISLAMIC)

FY2025 marked a turning point for Pakistan's monetary environment, driven by sharp disinflation, monetary easing, and improved macroeconomic indicators. The Consumer Price Index (CPI) averaged 4.61% YoY, down significantly from 23.9% in FY2024, primarily due to favorable base effects, declining global commodity prices, and improved domestic food and energy supply dynamics. The main contributors to inflation during the early part of the year were food, transport, and housing segments; however, pressures eased sharply over the second half.

The State Bank of Pakistan (SBP) maintained a tight monetary stance for most of the fiscal year, holding the policy rate at 22% until late 2024. As inflation decelerated and real interest rates turned positive, the SBP initiated its easing cycle and the policy rate, which stood at 20.5% at the start of the fiscal year, was gradually brought down in phases to 19.5% by July, 17.5% by September, and 13.0% by December, 12.0% by January and finally to 11.0% by May 2025 bringing the policy rate down to 11.00% by year-end. As of June 2025, SBP's foreign exchange reserves stood at USD 14.51 billion, providing adequate buffers to support further easing without jeopardizing external account stability.

During the FY25, considerable market participation was observed in the variable rate Ijarah Sukuk as the total participation stood at PKR 3,902bn against a target of PKR 771bn. The Ministry, however ended up borrowing a total of PKR 1,275bn in the variable rate Ijarah Sukuk. In fixed rate Ijara sukuks, participation stood at PKR 1,266bn against the target of PKR 760bn in 1Y, 3Y & 5Y tenors. Ministry ended up borrowing PKR 296bn in 3Y, 5Y & 10Y tenors.

MUTUAL FUND INDUSTRY REVIEW

In fiscal year 2025, the open-end mutual fund industry recorded robust growth, with assets under management (AUM) increasing by 44.02% year-on-year, from PKR 2,677 billion to PKR 3,859 billion. Significant inflows were observed in money market funds, both Conventional and Islamic, which grew by PKR 578 billion (43.67%) year-on-year, reaching a balance of PKR 1,904 billion. Equity market funds, encompassing both Conventional and Islamic categories, also experienced substantial growth of PKR 408 billion (98.98%) year-on-year. This expansion was driven by improving macroeconomic conditions, positive investor sentiment, and a favourable capital markets outlook. However, Capital Protected Funds and Shariah Compliant Fund of Funds saw declines of PKR 6,365 million (10.28%) and PKR 716 million (19.28%) year-on-year, respectively.

MACROECONOMIC BACKDROP

The FY25 period has been marked by a remarkable decline in inflation, with the Consumer Price Index (CPI) dropping to a historic low of 0.28% YoY in April 2025, before rising modestly to 3.24% YoY by June 2025, compared to 12.57% in June 2024. This moderation, driven by improved supply dynamics, stable core categories, and favorable base effects, reflects enhanced macroeconomic stability. Core inflation, while slightly elevated, eased annually to 6.9% (urban) and 8.6% (rural) by June 2025, signaling manageable inflationary pressures.

The external account has shown resilience, with the current account posting a cumulative surplus of USD 2.1 billion in FY25, a significant improvement from a USD 2.0 billion deficit in the prior year. Worker remittances surged to USD 38.3 billion (+26.4% YoY) by June 2025, bolstered by stable exchange rates and enhanced formal

channels. Exports grew by 8.1% YoY to USD 30.9 billion, despite global demand constraints, while SBP's foreign exchange reserves rose to USD 14.51 billion by June 2025, supported by IMF disbursements, climate financing, and multilateral inflows, including a USD 2 billion deposit extension from the UAE and the USD 40 billion Pakistan Partnership Framework from the World Bank.

The SBP's data-driven monetary policy stance, coupled with fiscal consolidation measures outlined in the Federal Budget FY26 (announced June 10, 2025), emphasizes tax base expansion and state-owned enterprise reforms. However, challenges such as revenue mobilization, circular debt, and external debt servicing persist, compounded by global geopolitical tensions and trade disruptions, necessitating vigilant risk management.

Islamic Money Market and Fixed Income Outlook

The Islamic money market has mirrored the conventional segment's trends, with strong demand for Shariah-compliant instruments. Variable rate GoP Ijarah Sukuk saw significant participation, with PKR 257.8 billion in bids against a PKR 50 billion target in June 2025, though only PKR 159.9 billion was accepted. Fixed rate Ijarah Sukuk also attracted robust interest, with PKR 94.5 billion in bids against a PKR 75 billion target, with PKR 43.7 billion raised. These trends reflect growing investor confidence in Shariah-compliant instruments amid declining yields and a stable macroeconomic environment.

Investment Strategy

- **Islamic Income Segment:** We are shifting from longer-term fixed rate Sukuk to floating rate Sukuk. Active trading in GoP Ijarah Sukuk at optimal yields will further augment returns.
- **Islamic Money Market Segment:** An aggressive approach will be maintained, with higher allocations in GoP Ijarah Sukuk to enhance returns. However, for Islamic Cash Funds, we adopt a conservative stance, minimizing exposure to GoP Ijarah Sukuk to prioritize liquidity and stability.
- **Risk Mitigation:** We will closely monitor market dynamics and adjust allocations to balance yield optimization with Shariah-compliant liquidity requirements, ensuring alignment with investor mandates.

Risks and Considerations

Despite the positive outlook, several risks warrant attention:

- **External Pressures:** Geopolitical tensions, including US-China trade disputes and regional frictions with India, alongside external debt servicing, could strain foreign reserves.
- **Domestic Challenges:** Weak revenue mobilization, circular debt, and industrial output constraints remain structural hurdles. The Federal Budget FY26's success in implementing fiscal reforms will be critical.
- **Policy Uncertainty:** While further policy rate cuts to 10% are possible, the SBP's cautious stance suggests limited room for aggressive easing without robust macroeconomic support.

The FY25 money market outlook for both conventional and Islamic segments is characterized by cautious optimism, driven by declining inflation, a resilient external account, and monetary policy easing. Our strategy emphasizes flexibility, with a focus on shorter-tenor instruments and selective Sukuk allocations to optimize yields while maintaining liquidity. By actively managing duration, negotiating favorable deposit deals, and monitoring macroeconomic and geopolitical developments, we aim to deliver stable returns while mitigating risks in an evolving economic landscape. As we move into FY26, disciplined fiscal and monetary policies, alongside sustained external support, will be pivotal in sustaining Pakistan's economic stabilization and unlocking further investment opportunities.

FUND PERFORMANCE

For the year ended FY25, ABL Islamic Sovereign Plan - I posted a return of 14.37% since inception compared to the benchmark return of 13.16%, outperforming the benchmark by 121 bps. During the year net assets stood at PKR 2,511.94 million as of June 30, 2025. At the end of June'25, the fund had 2.46% exposure in Government Guaranteed Securities, 51.70% exposure in GOP Ijarah Sukuks, and 24.54% of its assets placed in Cash.

CORPORATE GOVERNANCE

The Company strongly believes in following the highest standard of Corporate Governance, ethics, and good business practices. The code of the conduct of the Company defines the obligation and responsibilities of all the Board members, the employees and the Company toward the various stakeholders, each other and the society as a whole. The Code of the Conduct is available on Company's website.

STATEMENT BY THE BOARD OF DIRECTORS

1. Financial Statements present fairly the state of affairs, the results of operations, Comprehensive Income for the year, cash flows and movement in the Unit Holders' Fund;
2. Proper books of accounts of the Fund have been maintained.
3. Appropriate accounting policies have been consistently applied in the preparation of the financial statements and accounting estimates are based on reasonable and prudent judgments;
4. Relevant International Accounting Standards, as applicable in Pakistan, provisions of the Non-Banking Finance Companies (Establishment and Regulation) Rules, 2003 & Non-Banking Finance Companies and Notified Entities Regulations, 2008, requirements of the Trust Deed and directives issued by the Securities and Exchange Commission of Pakistan, have been followed in the preparation of the financial statements;
5. The system of internal control is sound in design and has been effectively implemented and monitored;
6. There have been no significant doubts upon the Funds' ability to continue as going concern;
7. Performance table of the Fund is given on page # _____ of the Annual Report;
8. There is no statutory payment on account of taxes, duties, levies and charges outstanding other than already disclosed in the financial statements;
9. The statement as to the value of investments of Provident Fund is not applicable in the case of the Fund as employee's retirement benefits expenses are borne by the Management Company;
10. The pattern of unit holding as at June 30, 2025 is given in note No. _____ of the Financial Statements.

BOARD OF DIRECTORS OF THE MANAGEMENT COMPANY AND COMMITTEES THEREOF

The total numbers of directors are Seven excluding the Chief Executive Officer as per the following:

- a. Male: Six (6)
- b. Female: One (1)

The current composition of the Board is as follows:

Names	Category
Sheikh Mukhtar Ahmed	Non-Executive Directors
Mr. Mohammad Naeem Mukhtar	
Mr. Muhammad Waseem Mukhtar	
Mr. Aizid Razzaq Gill	
Ms. Saira Shahid Hussain	Female/ Non-Executive Director
Mr. Kamran Nishat	Independent Directors
Mr. Pervaiz Iqbal Butt	
Mr. Naveed Nasim	CEO

Four Board meeting were held during and attended during the FY 2024-25. The particulars of the dates of meeting and the directors attending as required under NBFC Regulations, 2008 are appended in note ___ to the financial statements.

Committee of the Board comprise the Audit Committee, Human Resource Committee, Risk Management Committee and Strategic Planning & Monitoring Committee. These meeting were attended by the Directors as per the following details:

- **Board's Audit Committee (BAC)** - Six BAC meeting was held during the year and attended as follows:

	Name of Director	Status	Meeting attended
i.	Mr. Kamran Nishat	Independent Director	6
ii.	Mr. Muhammad Waseem Mukhtar	Non- Executive Director	6
iii.	Mr. Pervaiz Iqbal Butt	Independent Director	6

- **Board's Risk Management Committee (BRMC)** - Two BRMC meeting was held during the year and attended as follows:

	Name of Director	Status	Meeting attended
i.	Mr. Aizid Razzaq Gill	Non- Executive Director	2
ii.	Mr. Pervaiz Iqbal Butt	Independent Director	2
iii.	Mr. Naveed Nasim	CEO	2

- **Board's Human Resource Committee (BHRC)** - Three BHRC meeting was held during the year and attended as follows:

	Name of Director	Status	Meeting attended
i.	Mr. Muhammad Waseem Mukhtar	Non-Executive Director	3
ii.	Mr. Pervaiz Iqbal Butt	Independent Director	3
iii.	Mr. Kamran Nishat	Independent Director	3
iv.	Ms. Saira Shahid Hussain	Non-Executive Director	3
v.	Mr. Naveed Nasim	CEO	3

AUDITORS

The present auditors, M/s. A. F. Ferguson & Co. Chartered Accountants have retired and being eligible, offered themselves for reappointment for the financial year ending June 30, 2026.

MANAGEMENT QUALITY RATING

On October 25, 2024: The Pakistan Credit Rating Agency Limited (PACRA) has assigned the Management Quality Rating (MQR) of ABL Asset Management Company (ABL AMC) at 'AM1' (AM-One). Outlook on the assigned rating is 'Stable'.

OUTLOOK & STRATEGIES

As we reflect on the fiscal year 2025 (FY25) and project forward, the money market landscape for both conventional and Islamic segments present cautiously optimistic outlook, underpinned by significant monetary policy easing, declining inflation, and a stabilizing external account. The State Bank of Pakistan (SBP) reduced the policy rate by 1,100 basis points since June 2024, reaching 11.0% by June 2025, fostering a conducive environment for liquidity and investment opportunities. However, evolving domestic and global dynamics necessitate a prudent and agile investment strategy to navigate potential risks while capitalizing on emerging opportunities.

ACKNOWLEDGEMENT

The Board of Directors of the Management Company thanks the Securities & Exchange Commission of Pakistan for their valuable support, assistance and guidance. The Board also thanks the employee of the Management Company and the Trustee, for their dedication and hard work, and the unit holders, for their confidence in the management company.

For & on behalf of the Board



Director

Lahore, August 27 , 2025



Naveed Nasim

Chief Executive Officer



FUND MANAGER REPORT

OBJECTIVE

The Board of Directors of ABL Asset Management Company Limited, the management company of ABL Islamic Sovereign Fund (ABL-ISSF), is pleased to present the Financial Statements (audited) of ABL Islamic Sovereign Fund for the period ended on June 30, 2025.

ECONOMIC REVIEW

Fiscal Year 2025 marked a decisive turn in Pakistan's macroeconomic trajectory, underpinned by policy stability, successful completion of an IMF Standby Arrangement, and a sustained focus on structural reforms. The year was characterized by declining inflation, a shift toward monetary easing, and notable improvements in external account stability - all against the backdrop of improving political sentiment and contained global commodity prices.

Pakistan's real GDP grew by 2.68% in FY25 (provisional), slightly higher than the 2.51% growth recorded in FY24, signaling a modest but broad-based economic recovery. Sector-wise performance showed mixed trends: the agriculture sector, after a remarkable 6.4% growth in FY24, moderated to 0.56% in FY25 due to base effects and seasonal challenges.

The industrial sector rebounded strongly, recording a 4.77% growth in FY25 compared to a contraction of 1.37% in the previous year, reflecting improved energy availability and policy support. The services sector also gained momentum, expanding by 2.91% in FY25 versus 2.19% in FY24, supported by financial services, trade, and public administration.

Inflationary pressures, while elevated at the start of the year, eased sharply over time and remained on downward trajectory this year. The Consumer Price Index (CPI) averaged 4.61% in FY25 as compared to 23.9% in FY24, supported by a high base effect, improved food supplies, and declining global energy prices. The policy rate, which stood at 20.5% at the start of the fiscal year, was gradually brought down in phases to 19.5% by July, 17.5% by October, and 13.0% by December. With continued disinflation and improved external stability, the central bank further reduced the rate to 12.0% by March and finally to 11.0% by May 2025, maintaining it at that level through the fiscal year-end. This cumulative 950bps easing reflected growing confidence in macroeconomic stabilization and marked a decisive shift from the previous tight policy stance.

The external account performance was notably strong, with the current account posting a cumulative surplus of USD 2.1 billion in FY25 compared to a deficit of USD 2.07 billion in the same period last year. This improvement was significantly supported by robust remittance inflows, which rose to USD 38.3 billion in FY25, up from USD 30.25 billion in FY24. The PKR remained largely stable in both interbank and open markets, reflecting improved reserve buffers and reduced speculative pressures. Foreign exchange reserves followed an upward trajectory throughout FY25. Total reserves rose from USD 13.99 billion in June 2024 to USD 19.27 billion by June 2025, while SBP's own reserves improved from USD 9.39 billion to USD 14.51 billion. This improvement was underpinned by multilateral inflows - including the final IMF SBA tranche approved on April 29, 2025 - along with bilateral support and better market sentiment. The reserve buildup further reinforced confidence and external sector resilience.

On the fiscal side, the Federal Board of Revenue (FBR) reported provisional collections of PKR 11.72 trillion, reflecting continued momentum in tax administration reforms and economic formalization. The government also presented the FY26 Federal Budget in June 2025, which emphasized revenue expansion, expenditure discipline, and alignment with IMF benchmarks - laying the groundwork for the next Extended Fund Facility (EFF) program.

Despite intermittent global volatility - particularly stemming from the Iran-Israel conflict and renewed tariff uncertainty under U.S. political developments - global commodity and oil prices remained volatile but generally followed a downward trajectory. This external softness played a supportive role in containing Pakistan's inflation and narrowing the current account deficit. Combined with political continuity and improved governance, these trends contributed to a more stable macroeconomic environment, helping strengthen market sentiment across equity and fixed income markets while also supporting a more favorable business climate.

In summary, FY25 was a turning point, characterized by macroeconomic stabilization, a return to current account surpluses, softening inflation, and the beginning of monetary easing. The foundation laid this year provides a supportive platform for medium-term growth, contingent on sustained reform implementation and continued global financial support.

MONEY MARKET REVIEW ISLAMIC

FY2025 marked a turning point for Pakistan's monetary environment, driven by sharp disinflation, monetary easing, and improved macroeconomic indicators. The Consumer Price Index (CPI) averaged 4.61% YoY, down significantly from 23.9% in FY2024, primarily due to favorable base effects, declining global commodity prices, and improved domestic food and energy supply dynamics. The main contributors to inflation during the early part of the year were food, transport, and housing segments; however, pressures eased sharply over the second half.

The State Bank of Pakistan (SBP) maintained a tight monetary stance for most of the fiscal year, holding the policy rate at 22% until late 2024. As inflation decelerated and real interest rates turned positive, the SBP initiated its easing cycle and the policy rate, which stood at 20.5% at the start of the fiscal year, was gradually brought down in phases to 19.5% by July, 17.5% by September, and 13.0% by December, 12.0% by January and finally to 11.0% by May 2025 bringing the policy rate down to 11.00% by year-end. As of June 2025, SBP's foreign exchange reserves stood at USD 14.51 billion, providing adequate buffers to support further easing without jeopardizing external account stability.

During the FY25, considerable market participation was observed in the variable rate Ijarah Sukuk as the total participation stood at PKR 3,902bn against a target of PKR 771bn. The Ministry, however ended up borrowing a total of PKR 1,275bn in the variable rate Ijarah Sukuk. In fixed rate Ijara sukuks, participation stood at PKR 1,266bn against the target of PKR 760bn in 1Y, 3Y & 5Y tenors. Ministry ended up borrowing PKR 296bn in 3Y, 5Y & 10Y tenors.

MUTUAL FUND INDUSTRY REVIEW

In fiscal year 2025, the open-end mutual fund industry recorded robust growth, with assets under management (AUM) increasing by 44.02% year-on-year, from PKR 2,677 billion to PKR 3,859 billion. Significant inflows were observed in money market funds, both Conventional and Islamic, which grew by PKR 578 billion (43.67%) year-on-year, reaching a balance of PKR 1,904 billion. Equity market funds, encompassing both Conventional and Islamic categories, also experienced substantial growth of PKR 408 billion (98.98%) year-on-year. This expansion was driven by improving macroeconomic conditions, positive investor sentiment, and a favourable capital markets outlook. However, Capital Protected Funds and Shariah Compliant Fund of Funds saw declines of PKR 6,365 million (10.28%) and PKR 716 million (19.28%) year-on-year, respectively.

MONEY MARKET OUTLOOK ISLAMIC

As we reflect on the fiscal year 2025 (FY25) and project forward, the money market landscape for both conventional and Islamic segments present cautiously optimistic outlook, underpinned by significant monetary policy easing, declining inflation, and a stabilizing external account. The State Bank of Pakistan (SBP) reduced the policy rate by 1,100 basis points since June 2024, reaching 11.0% by June 2025, fostering a conducive environment for liquidity and investment opportunities. However, evolving domestic and global dynamics necessitate a prudent and agile investment strategy to navigate potential risks while capitalizing on emerging opportunities.

MACROECONOMIC BACKDROP

The FY25 period has been marked by a remarkable decline in inflation, with the Consumer Price Index (CPI) dropping to a historic low of 0.28% YoY in April 2025, before rising modestly to 3.24% YoY by June 2025, compared to 12.57% in June 2024. This moderation, driven by improved supply dynamics, stable core categories, and favorable base effects, reflects enhanced macroeconomic stability. Core inflation, while slightly elevated, eased annually to 6.9% (urban) and 8.6% (rural) by June 2025, signaling manageable inflationary pressures.

The external account has shown resilience, with the current account posting a cumulative surplus of USD 2.1 billion in FY25, a significant improvement from a USD 2.0 billion deficit in the prior year. Worker remittances surged to USD 38.3 billion (+26.4% YoY) by June 2025, bolstered by stable exchange rates and enhanced formal channels. Exports grew by 8.1% YoY to USD 30.9 billion, despite global demand constraints, while SBP's foreign exchange reserves rose to USD 14.51 billion by June 2025, supported by IMF disbursements, climate financing, and multilateral inflows, including a USD 2 billion deposit extension from the UAE and the USD 40 billion Pakistan Partnership Framework from the World Bank.

The SBP's data-driven monetary policy stance, coupled with fiscal consolidation measures outlined in the Federal Budget FY26 (announced June 10, 2025), emphasizes tax base expansion and state-owned enterprise reforms. However, challenges such as revenue mobilization, circular debt, and external debt servicing persist, compounded by global geopolitical tensions and trade disruptions, necessitating vigilant risk management.

ISLAMIC MONEY MARKET AND FIXED INCOME OUTLOOK

The Islamic money market has mirrored the conventional segment's trends, with strong demand for Shariah-compliant instruments. Variable rate GoP Ijarah Sukuk saw significant participation, with PKR 257.8 billion in bids against a PKR 50 billion target in June 2025, though only PKR 159.9 billion was accepted. Fixed rate Ijarah Sukuk also attracted robust interest, with PKR 94.5 billion in bids against a PKR 75 billion target, with PKR 43.7 billion raised. These trends reflect growing investor confidence in Shariah-compliant instruments amid declining yields and a stable macroeconomic environment.

INVESTMENT STRATEGY

- Islamic Income Segment: We are shifting from longer-term fixed rate Sukuk to floating rate Sukuk. Active trading in GoP Ijarah Sukuk at optimal yields will further augment returns.
- Islamic Money Market Segment: An aggressive approach will be maintained, with higher allocations in GoP Ijarah Sukuk to enhance returns. However, for Islamic Cash Funds, we adopt a conservative stance, minimizing exposure to GoP Ijarah Sukuk to prioritize liquidity and stability.
- Risk Mitigation: We will closely monitor market dynamics and adjust allocations to balance yield optimization with Shariah-compliant liquidity requirements, ensuring alignment with investor mandates.

RISKS AND CONSIDERATIONS

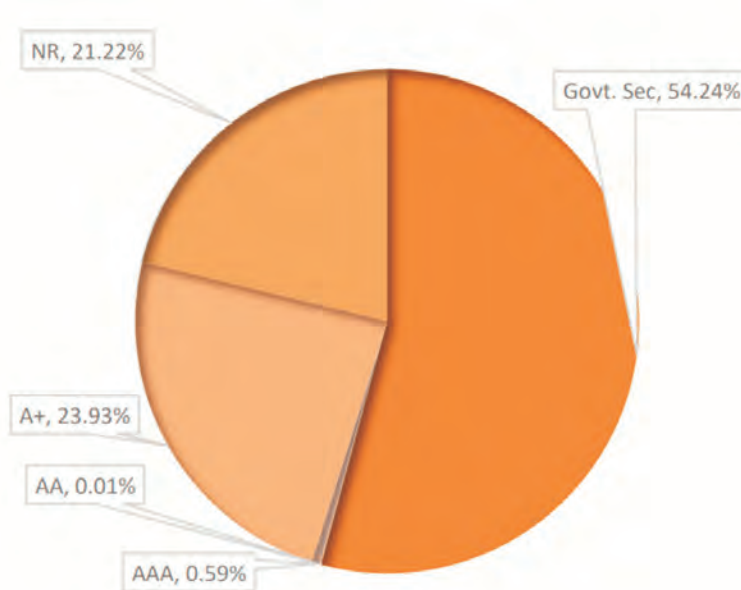
Despite the positive outlook, several risks warrant attention:

- External Pressures: Geopolitical tensions, including US-China trade disputes and regional frictions with India, alongside external debt servicing, could strain foreign reserves.
- Domestic Challenges: Weak revenue mobilization, circular debt, and industrial output constraints remain structural hurdles. The Federal Budget FY26's success in implementing fiscal reforms will be critical.
- Policy Uncertainty: While further policy rate cuts to 10% are possible, the SBP's cautious stance suggests limited room for aggressive easing without robust macroeconomic support.

The FY25 money market outlook for both conventional and Islamic segments is characterized by cautious optimism, driven by declining inflation, a resilient external account, and monetary policy easing. Our strategy emphasizes flexibility, with a focus on shorter-tenor instruments and selective Sukuk allocations to optimize yields while maintaining liquidity. By actively managing duration, negotiating favorable deposit deals, and monitoring macroeconomic and geopolitical developments, we aim to deliver stable returns while mitigating risks in an evolving economic landscape. As we move into FY26, disciplined fiscal and monetary policies, alongside sustained external support, will be pivotal in sustaining Pakistan's economic stabilization and unlocking further investment opportunities.

FUND PERFORMANCE

For the year ended FY25, ABL Islamic Sovereign Plan - I posted a return of 14.37% since inception compared to the benchmark return of 13.16%, outperforming the benchmark by 121 bps. During the year net assets stood at PKR 2,511.94 million as of June 30, 2025. At the end of June'25, the fund had 2.46% exposure in Government Guaranteed Securities, 51.70% exposure in GOP Ijarah Sukuks, and 24.54% of its assets placed in Cash.





PERFORMANCE TABLE

**For the period
from July 23, 2024
to June 30, 2024**

Rupees per '000

Net Assets	2,511,939
Net Income	392,715
	Rupees per unit
Net Assets value	10.0135
Distribution*	1.3347
Distribution date final	June 27, 2025
Closing offer price	10.3620
Closing repurchase price	10.0135
Highest offer price	11.5977
Lowest offer price	10.2320
Highest repurchase price per unit	11.3347
Lowest repurchase price per unit	10.0000
	Percentage
Total return of the fund	
- capital growth	0.13%
- income distribution	14.24%
Average return of the fund Since Inception	14.37%
Weighted average Portfolio duration in days	899

Disclaimer

Past performance is not necessarily indicative of future performance and unit prices and investment returns may go down, as well as up.

**CENTRAL DEPOSITORY COMPANY
OF PAKISTAN LIMITED**

Head Office:

CDC House, 99-B, Block 'B'
S.M.C.H.S., Main Shahra-e-Faisal
Karachi - 74400, Pakistan.

Tel : (92-21) 111-111-500

Fax: (92-21) 34326021 - 23

URL: www.cdcPakistan.com

Email: info@cdcpak.com



TRUSTEE REPORT TO THE UNIT HOLDERS

ABL ISLAMIC SOVEREIGN FUND

**Report of the Trustee pursuant to Regulation 41(h) and clause 8 of Schedule V of
the Non-Banking Finance Companies and Notified Entities Regulations, 2008**

We, Central Depository Company of Pakistan Limited, being the Trustee of ABL Islamic Sovereign Fund (the Fund) are of the opinion that ABL Asset Management Company Limited being the Management Company of the Fund has in all material respects managed the Fund from July 23, 2024 to June 30, 2025 in accordance with the provisions of the following:

- (i) Limitations imposed on the investment powers of the Management Company under the constitutive documents of the Fund;
- (ii) The pricing, issuance and redemption of units are carried out in accordance with the requirements of the constitutive documents of the Fund;
- (iii) The management fee, fee payable to Commission and other expenses paid from the Fund during the period are in accordance with the applicable regulatory framework; and
- (iv) The Non-Banking Finance Companies (Establishment and Regulations) Rules, 2003, the Non-Banking Finance Companies and Notified Entities Regulations, 2008 and the constitutive documents of the Fund.

For the purpose of information, we would like to draw the attention of unit holders towards clause 2.2.9 of the Offering Document which requires the Fund to maintain at least 10% of its net assets in Cash and Near Cash instruments at all times. In this regard, ABL Islamic Sovereign Plan-I was non-compliant with the said requirement at different intervals during the period from February 2025 to April 2025 with maximum breach upto 9.68%. This non-compliance has also been reported to the Securities and Exchange Commission of Pakistan.

Abdul Samad
Chief Operating Officer
Central Depository Company of Pakistan Limited

Karachi: September 23, 2025



September 25, 2025

بِسْمِ اللَّهِ الرَّحْمَنِ الرَّحِيمِ

الحمد لله رب العالمين، والصلاة والسلام على سيد الأنبياء والمرسلين، وعلى آله وصحبه أجمعين، وبعد

The purpose of this report is to provide an opinion on the Shariah Compliance of the Fund's investment and operational activities with respect to Shariah guidelines provided.

It is the core responsibility of the Management Company to operate the Fund and invest the amount of money in such a manner which is in compliance with the Shariah principles as laid out in the Shariah guidelines. In the capacity of the Shariah Advisor, our responsibility lies in providing Shariah guidelines and ensuring compliance with the same by review of activities of the fund. We express our opinion based on the review of the information, provided by the management company, to an extent where compliance with the Shariah guidelines can be objectively verified.

Our review of Fund's activities is limited to enquiries of the personnel of Management Company and various documents prepared and provided by the management company.

Keeping in view the above; we certify that:

We have reviewed all the investment and operational activities of the fund including all transactions and found them to comply with the Shariah guidelines. On the basis of information provided by the management company, all operations of the fund for the year ended June 30, 2025 comply with the provided Shariah guidelines. Therefore, it is resolved that investments in ABL Islamic Sovereign Plan1 managed by ABL Asset Management Limited are halal and in accordance with Shariah principles.

May Allah (SWT) bless us and forgive our mistakes and accept our sincere efforts in accomplishment of cherished tasks and keep us away from sinful acts.

والله أعلم بالصواب، وصلى الله على نبيينا محمد وعلى آله وصحبه وبارك وسلم

For and on behalf of Al-Hilal Shariah Advisors (Pvt.) Limited.



Mufti Irshad Ahmad Aijaz
Member Shariah Council



Faraz Younus Bandukda, CFA
Chief Executive

INDEPENDENT AUDITOR'S REPORT

To the Unit holders of ABL Islamic Sovereign Fund

Report on the Audit of the Financial Statements

Opinion

We have audited the financial statements of ABL Islamic Sovereign Fund (the Fund / Collective Investment Scheme), which comprise the statement of assets and liabilities as at June 30, 2025, and the income statement, the statement of comprehensive income, statement of movement in unit holders' fund and cash flow statement for the period from July 23, 2024 to June 30, 2025, and notes to the financial statements, including material accounting policy information.

In our opinion, the accompanying financial statements give a true and fair view of the financial position of the Fund as at June 30, 2025, and of its financial performance and its cash flows for the period from July 23, 2024 to June 30, 2025 in accordance with the accounting and reporting standards as applicable in Pakistan.

Basis for Opinion

We conducted our audit in accordance with the International Standards on Auditing (ISAs) as applicable in Pakistan. Our responsibilities under those standards are further described in the *Auditor's Responsibilities for the Audit of the Financial Statements* section of our report. We are independent of the Fund in accordance with the International Ethics Standards Board for Accountants' *Code of Ethics for Professional Accountants* as adopted by the Institute of Chartered Accountants of Pakistan (the Code) and we have fulfilled our other ethical responsibilities in accordance with the Code. We believe that the audit evidence we have obtained is sufficient and appropriate to provide a basis for our opinion.

Key Audit Matters

Key audit matters are those matters that, in our professional judgment, were of most significance in our audit of the financial statements of the current period. These matters were addressed in the context of our audit of the financial statements as a whole, and in forming our opinion thereon, and we do not provide a separate opinion on these matters.

Following is the key audit matter:

S. No.	Key Audit Matter	How the matter was addressed in our audit
1	<p>Net Asset Value (NAV) (Refer notes 4 and 5 to the financial statements)</p> <p>Balances with banks and investments constitute the most significant component of the net assets value. Balances with banks aggregated to Rs. 620.716 million and investments of the Fund amounted to Rs. 1,372.947 million as at June 30, 2025.</p> <p>The existence of balances with banks and the existence and proper valuation of investments for the determination of NAV of the Fund as at June 30, 2025 was considered a high risk area and therefore we considered this as a key audit matter.</p>	<p>Our audit procedures amongst others included the following:</p> <ul style="list-style-type: none"> obtained independent confirmations for verifying the existence of the investment portfolio as at June 30, 2025 and traced it with the books and records of the Fund. Where confirmations were not available, alternate audit procedures were performed; re-performed valuation to assess that investments are carried as per the valuation methodology specified in the accounting policies; and obtained bank reconciliation statements and tested reconciling items on a sample basis.



A. F. FERGUSON & CO., Chartered Accountants, a member firm of the PwC network
 State Life Building No. 1-C, I.I. Chundrigar Road, P.O. Box 4716, Karachi-74000, Pakistan
 Tel: +92 (21) 32426682-6/32426711-5; Fax: +92 (21) 32415007/32427938/32424740; <www.pwc.com/pk>

• KARACHI • LAHORE • ISLAMABAD

Other Information

Management is responsible for the other information. The other information comprises the information included in the Annual Report, but does not include the financial statements and our auditor's report thereon.

Our opinion on the financial statements does not cover the other information and we do not express any form of assurance conclusion thereon.

In connection with our audit of the financial statements, our responsibility is to read the other information and, in doing so, consider whether the other information is materially inconsistent with the financial statements or our knowledge obtained in the audit or otherwise appears to be materially misstated. If, based on the work we have performed, we conclude that there is a material misstatement of this other information, we are required to report that fact. We have nothing to report in this regard.

Responsibilities of Management and Board of Directors of the Management Company for the Financial Statements

Management is responsible for the preparation and fair presentation of these financial statements in accordance with accounting and reporting standards as applicable in Pakistan, and for such internal control as management determines is necessary to enable the preparation of financial statements that are free from material misstatement, whether due to fraud or error.

In preparing the financial statements, management is responsible for assessing the Fund's ability to continue as a going concern, disclosing, as applicable, matters related to going concern and using the going concern basis of accounting unless management either intends to liquidate the Fund or to cease operations, or has no realistic alternative but to do so.

Board of directors of the Management Company is responsible for overseeing the Fund's financial reporting process.

Auditor's Responsibilities for the Audit of the Financial Statements

Our objectives are to obtain reasonable assurance about whether the financial statements as a whole are free from material misstatement, whether due to fraud or error, and to issue an auditor's report that includes our opinion. Reasonable assurance is a high level of assurance, but is not a guarantee that an audit conducted in accordance with ISAs as applicable in Pakistan will always detect a material misstatement when it exists. Misstatements can arise from fraud or error and are considered material if, individually or in the aggregate, they could reasonably be expected to influence the economic decisions of users taken on the basis of these financial statements.

As part of an audit in accordance with ISAs as applicable in Pakistan, we exercise professional judgment and maintain professional skepticism throughout the audit. We also:

- Identify and assess the risks of material misstatement of the financial statements, whether due to fraud or error, design and perform audit procedures responsive to those risks, and obtain audit evidence that is sufficient and appropriate to provide a basis for our opinion. The risk of not detecting a material misstatement resulting from fraud is higher than for one resulting from error, as fraud may involve collusion, forgery, intentional omissions, misrepresentations, or the override of internal control.
- Obtain an understanding of internal control relevant to the audit in order to design audit procedures that are appropriate in the circumstances, but not for the purpose of expressing an opinion on the effectiveness of the Fund's internal control.
- Evaluate the appropriateness of accounting policies used and the reasonableness of accounting estimates and related disclosures made by management.

AF/CO

- Conclude on the appropriateness of management's use of the going concern basis of accounting and, based on the audit evidence obtained, whether a material uncertainty exists related to events or conditions that may cast significant doubt on the Fund's ability to continue as a going concern. If we conclude that a material uncertainty exists, we are required to draw attention in our auditor's report to the related disclosures in the financial statements or, if such disclosures are inadequate, to modify our opinion. Our conclusions are based on the audit evidence obtained up to the date of our auditor's report. However, future events or conditions may cause the Fund to cease to continue as a going concern.
- Evaluate the overall presentation, structure and content of the financial statements, including the disclosures, and whether the financial statements represent the underlying transactions and events in a manner that achieves fair presentation.

We communicate with board of directors of the Management Company regarding, among other matters, the planned scope and timing of the audit and significant audit findings, including any significant deficiencies in internal control that we identify during our audit.

We also provide board of directors of the Management Company with a statement that we have complied with relevant ethical requirements regarding independence, and to communicate with them all relationships and other matters that may reasonably be thought to bear on our independence, and where applicable, actions taken to eliminate threats or safeguards applied.

From the matters communicated with board of directors of the Management Company, we determine those matters that were of most significance in the audit of the financial statements of the current period and are therefore the key audit matters. We describe these matters in our auditor's report unless law or regulation precludes public disclosure about the matter or when, in extremely rare circumstances, we determine that a matter should not be communicated in our report because the adverse consequences of doing so would reasonably be expected to outweigh the public interest benefits of such communication.

Report on Other Legal and Regulatory Requirements

Based on our audit, we further report that in our opinion:

- a) the financial statements have been properly prepared in accordance with the relevant provisions of the Non-Banking Finance Companies and Notified Entities Regulations, 2008;
- b) proper books and records have been kept by the Collective Investment Scheme and the financial statements prepared are in agreement with the books and records of the Collective Investment Scheme; and
- c) we were able to obtain all the information and explanations which, to the best of our knowledge and belief, were necessary for the purpose of the audit.

The engagement partner on the audit resulting in this independent auditor's report is **Noman Abbas Sheikh**.



A. F. Ferguson & Co.

Chartered Accountants

Dated: September 29, 2025

Karachi


UDIN: AR202510061nypmHYBER

ABL ISLAMIC SOVEREIGN PLAN
STATEMENT OF ASSETS AND LIABILITIES
AS AT JUNE 30, 2025

	Note	2025 Rupees in '000
Assets		
Bank balances	4	620,716
Receivable against sale of units		522,709
Investments	5	1,372,947
Profit receivable	6	35,406
Deposit and other receivable	7	851
Preliminary expenses and floatation costs	8	757
Total assets		2,553,386
Liabilities		
Payable against redemption and conversion of units		24,982
Payable to ABL Asset Management Company Limited - Management Company	9	1,992
Payable to Central Depository Company of Pakistan Limited - Trustee	10	100
Payable to the Securities and Exchange Commission of Pakistan (SECP)	11	118
Accrued expenses and other liabilities	12	14,255
Total liabilities		41,447
NET ASSETS		2,511,939
UNIT HOLDERS' FUND (AS PER STATEMENT ATTACHED)		2,511,939
CONTINGENCIES AND COMMITMENTS	13	
		Number of units
NUMBER OF UNITS IN ISSUE	14	250,855,593
		-----Rupees-----
NET ASSET VALUE PER UNIT		10.0135

The annexed notes from 1 to 30 form an integral part of these financial statements.

For ABL Asset Management Company Limited
(Management Company)



Saqib Matin
Chief Financial Officer



Naveed Nasim
Chief Executive Officer




Pervaiz Iqbal Butt
Director

**ABL ISLAMIC SOVEREIGN PLAN
INCOME STATEMENT
FOR THE YEAR ENDED JUNE 30, 2025**

	Note	For the period from July 23, 2024 to June 30, 2025 Rupees in '000
Income		
Profit on balances with banks		136,071
Profit on Government and corporate sukuk certificates		274,702
Gain on sale of investments - net		7,658
Unrealised appreciation on re-measurement of investments classified as 'financial assets at fair value through profit or loss' - net	5.3	5,443
		13,101
Total income		423,874
Expenses		
Remuneration of ABL Asset Management Company Limited - Management Company	9.1	18,061
Punjab sales tax on remuneration of the Management Company	9.2	2,890
Remuneration of Central Depository Company of Pakistan Limited - Trustee	10.1	1,806
Sindh sales tax on remuneration of the Trustee	10.2	271
Annual fees to the Securities and Exchange Commission of Pakistan (SECP)	11.1	2,463
Brokerage Expenses		2,780
Auditors' remuneration	15	1,197
Legal and professional charges		245
Listing fee		688
Amortisation of preliminary expenses and floatation costs	8	163
Annual rating fee		325
Printing charges		91
Bank & settlement charges		179
Total expenses		31,159
Net income for the period before taxation		392,715
Taxation	17	-
Net income for the period after taxation		392,715
Allocation of net income for the period		
Net income for the period after taxation		392,715
Income already paid on units redeemed		(342,481)
		50,234
Accounting income available for distribution:		
- Relating to capital gains		13,101
- Excluding capital gains		37,133
		50,234

The annexed notes from 1 to 30 form an integral part of these financial statements.

For ABL Asset Management Company Limited
(Management Company)



Saqib Matin
Chief Financial Officer



Naveed Nasim
Chief Executive Officer



Pervaiz Iqbal Butt
Director


**ABL ISLAMIC SOVEREIGN PLAN
STATEMENT OF COMPREHENSIVE INCOME
FOR THE YEAR ENDED JUNE 30, 2025**

For the period
from July 23,
2024 to June
30, 2025
Rupees in '000

Net income for the period after taxation	392,715
Other comprehensive income for the period	-
Total comprehensive income for the period	392,715

The annexed notes from 1 to 30 form an integral part of these financial statements.

For ABL Asset Management Company Limited
(Management Company)



Saqib Matin
Chief Financial Officer



Naveed Nasim
Chief Executive Officer



Pervaiz Iqbal Butt
Director

**ABL ISLAMIC SOVEREIGN PLAN
STATEMENT OF MOVEMENT IN UNIT HOLDERS' FUND
FOR THE YEAR ENDED JUNE 30, 2025**

For the period from July 23, 2024 to June 30, 2025		
Capital value	Undistributed income	Total
Rupees in '000		

Net assets at beginning of the period

Issue of 1,373,216,562 units

- Capital value (at net asset value per unit at the beginning of the period)
- Element of income

Total proceeds on issuance of units

13,732,166	-	13,732,166
958,044	-	958,044
14,690,210	-	14,690,210

Redemption of 1,122,360,969 units

- Capital value (at net asset value per unit at the beginning of the period)
- Element of loss

Total payments on redemption of units

11,223,610	-	11,223,610
767,419	342,481	1,109,901
11,991,029	342,481	12,333,511

Total comprehensive income for the period

Distribution @ Rs. 1.3347 per unit on July 22, 2024

-	392,715	392,715
(188,993)	(48,482)	(237,475)

Net assets at end of the period

2,510,188	1,751	2,511,939
-----------	-------	-----------

Accounting income available for distribution

- Relating to capital gain
- Excluding capital gain

13,101
37,133
50,234

Distribution for the period

(48,482)

Undistributed income carried forward

1,751

Undistributed income carried forward

- Realised loss
- Unrealised income

(3,692)

5,443

1,751


(Rupees)

Net assets value per unit at the end of the period

10.0135

The annexed notes from 1 to 30 form an integral part of these financial statements.

For ABL Asset Management Company Limited
(Management Company)



Saqib Matin
Chief Financial Officer



Naveed Nasim
Chief Executive Officer




Pervaiz Iqbal Butt
Director

**ABL ISLAMIC SOVEREIGN PLAN
CASH FLOW STATEMENT
FOR THE YEAR ENDED JUNE 30, 2025**

	Note	For the period from July 23, 2024 to June 30, 2025 Rupees in '000
CASH FLOWS FROM OPERATING ACTIVITIES		
Net income for the period before taxation		392,715
Adjustments for:		
Profit on balances with banks		(136,071)
Profit on Government and corporate sukuk certificates		(274,702)
Unrealised diminution on re-measurement of investments classified as 'financial assets at fair value through profit or loss' - net	5.3	(5,443)
Amortisation of preliminary expenses and floatation costs		163
		(416,053)
Increase in assets		
Deposit and other receivable		(851)
Formation Cost		(920)
		(1,771)
Increase in liabilities		
Payable to ABL Asset Management Company Limited - Management Company		1,992
Payable to Central Depository Company of Pakistan Limited - Trustee		100
Payable to the Securities and Exchange Commission of Pakistan (SECP)		118
Accrued expenses and other liabilities		14,255
		16,465
		(8,644)
Profit received on investments and savings accounts		375,367
Net amount paid on purchase and sale of investments		(1,367,504)
Net cash used in operating activities		(1,000,781)
CASH FLOWS FROM FINANCING ACTIVITIES		
Receipts from issuance of units - net of refund of capital		13,978,508
Net payments against redemption of units		(12,308,529)
Cash dividend paid		(48,482)
Net cash generated from financing activities		1,621,497
Net increase in cash and cash equivalents		620,716
Cash and cash equivalents at the beginning of the period		-
Cash and cash equivalents at the end of the period	19	620,716

The annexed notes from 1 to 30 form an integral part of these financial statements.

For ABL Asset Management Company Limited
(Management Company)



Saqib Matin
Chief Financial Officer



Naveed Nasim
Chief Executive Officer



Pervaiz Iqbal Butt
Director

ABL ISLAMIC SOVEREIGN PLAN

NOTES TO AND FORMING PART OF THE FINANCIAL STATEMENTS

FOR THE YEAR ENDED JUNE 30, 2025

1 LEGAL STATUS AND NATURE OF BUSINESS

- 1.1 ABL Islamic Sovereign Fund (the Fund) is an open ended mutual fund constituted under a Trust Deed entered into on March 11, 2024 between ABL Asset Management Company Limited (ABL AMCL) as the Management Company and the Central Depository Company of Pakistan Limited (CDC) as the Trustee. The Securities and Exchange Commission of Pakistan (SECP) authorised constitution of the Trust Deed vide letter no SCD/AMCW/ABLISF/2023/500/MF-NE-164 dated May 3, 2024 in accordance with the requirements of the Non-Banking Finance Companies and Notified Entities Regulation, 2008.

The Management Company of the Fund has been licensed to act as an Asset Management Company under the Non-Banking Finance Companies (Establishment and Regulation) Rules, 2003 (the NBFC Rules) through a certificate of registration issued by the SECP. The registered office of the Management Company is situated at Plot No. 14, Main Boulevard, DHA Phase 6, Lahore. The Management Company is a member of the Mutual Funds Association of Pakistan (MUFAP).

- 1.2 The Fund has been categorised as an open ended "Income Scheme" by the Board of Directors of the Management Company pursuant to the provisions contained in Circular 7 of 2009 and is in the process of listing on the Pakistan Stock Exchange Limited. The units of the Fund were initially offered for public subscription at a par value of Rs 10 per unit. Thereafter, the units are being offered for public subscription on a continuous basis from July 23, 2024 and are transferable and redeemable by surrendering them to the Fund.
- 1.3 The objective of the Fund is to provide investors competitive returns which the Fund aims to deliver by investing in shariah compliant government securities, deposits, short term sukuks, commercial papers and money market instruments. The investment objectives and policies are explained in detail in the Fund's offering document.
- 1.4 The Management Company has been assigned a quality rating of 'AM1' with 'stable outlook' by Pakistan Credit Rating Agency (PACRA) dated October 25, 2024. The rating reflects the experienced management team, structured investment process and sound quality of the systems and processes.
- 1.5 The title to the assets of the Fund is held in the name of Central Depository Company of Pakistan Limited as the Trustee of the Fund.
- 1.6 As per the offering document approved by the SECP, the accounting period, in case of the first such period, shall commence from the date on which the trust property is first paid or transferred to the Trustee. Accordingly, these financial statements have been prepared from July 23, 2024 to June 30, 2025.
- 1.7 This is the first accounting period of the Fund and hence there are no comparative figures.

2 BASIS OF PREPARATION

2.1 Statement of compliance

These financial statements have been prepared in accordance with the accounting and reporting standards as applicable in Pakistan. The accounting and reporting standards applicable in Pakistan comprise of:

- International Financial Reporting Standards (IFRS Accounting Standards) issued by the International Accounting Standards Board (IASB) as notified under the Companies Act, 2017 (the Act);
- Provisions of and directives issued under the Companies Act, 2017 along with part VIIIA of the repealed Companies Ordinance, 1984; and
- the Non-Banking Finance Companies (Establishment and Regulation) Rules, 2003 (the NBFC Rules), the Non-Banking Finance Companies and Notified Entities Regulations, 2008 (the NBFC Regulations) and the requirements of the Trust Deed.

Where provisions of and directives issued under the Companies Act, 2017, part VIIIA of the repealed Companies Ordinance 1984, the NBFC Rules, the NBFC Regulations and the requirements of the Trust Deed differ from the IFRS Accounting Standards, the provisions of and directives issued under the Companies Act, 2017, part VIIIA of the repealed Companies Ordinance 1984, the NBFC Rules, the NBFC Regulations and the requirements of the Trust Deed have been followed.

2.2 Standards, interpretations and amendments to published accounting and reporting standards that are effective in the current year:

There are certain amendments to the published accounting and reporting standards that are mandatory for the Fund's annual accounting period beginning on July 1, 2024. However, these are not considered to be relevant or did not have any material effect on the Fund's financial statements and hence, therefore, have not been disclosed in these financial statements.

2.3 Standards, interpretations and amendments to published accounting and reporting standards that are not yet effective:

There are certain amendments to the published accounting and reporting standards that are mandatory for the Fund's annual accounting period beginning on or after July 1, 2025. However, these will not have any significant impact on the Fund's operations and, therefore, have not been detailed in these financial statements.

- The new standard - IFRS 18 Presentation and Disclosure in Financial Statements (IFRS 18) (published in April 2024) with applicability date of January 1, 2027 by IASB. IFRS 18 when adopted and applicable shall impact the presentation of 'Income Statement' with certain additional disclosures in the financial statements; and
- Amendments to IFRS 9 'Financial Instruments' which clarify the date of recognition and derecognition of a financial asset or financial liability including settlement of liabilities through banking instruments and channels including electronic transfers with effective date of January 1, 2026. The amendment when applied may impact the timing of recognition and derecognition of financial liabilities.

2.4 Critical accounting estimates and judgments

The preparation of financial statements in conformity with the accounting and reporting standards requires the management to make judgments, estimates and assumptions that affect the application of policies and reported amounts of assets and liabilities, income and expenses. The estimates, judgments and associated assumptions are based on historical experience and various other factors including expectations of future events that are believed to be reasonable under the circumstances, the results of which form the basis of making judgments about carrying values of assets and liabilities. The estimates and underlying assumptions are reviewed on an ongoing basis. Revisions to accounting estimates are recognised in the year in which the estimate is revised if the revision affects only that year, or in the year of revision and future years if the revision affects both current and future years.

The estimates, judgments and provisions that have a significant effect on these financial statements of the Fund relate to classification and valuation of financial assets (notes 3.2 and 5).

2.5 Accounting convention

These financial statements have been prepared under the historical cost convention except for certain investments which have been classified as 'at fair value through profit or loss' and which are measured at fair value. The details in respect of valuation techniques under IFRS 13 'Fair Value Measurement' used for the fair valuation of financial assets has been disclosed in note 22.

2.6 Functional and presentation currency

Items included in these financial statements are measured using the currency of the primary economic environment in which the Fund operates. These financial statements are presented in Pakistan Rupee, which is the Fund's functional and presentation currency.

3 MATERIAL ACCOUNTING POLICY INFORMATION

The material accounting policies applied in the preparation of these financial statements are set out below.

3.1 Cash and cash equivalents

These comprise balances with banks in savings and current accounts and other short-term highly liquid investments with original maturities of three months or less.

3.2 Financial assets

3.2.1 Initial recognition and measurement

Financial assets are recognised at the time the Fund becomes a party to the contractual provisions of the instruments. These are initially recognised at fair value plus transaction costs except for financial assets carried 'at fair value through profit or loss'. Financial assets carried 'at fair value through profit or loss' are initially recognised at fair value and transaction costs are recognised in the Income Statement.

3.2.2 Classification and subsequent measurement

3.2.2.1 Debt instruments

IFRS 9 has provided a criteria for debt securities whereby these debt securities are either classified as:

- amortised cost;
- at fair value through other comprehensive income "(FVOCI)"; and
- at fair value through profit or loss (FVTPL).

based on the business model of the entity.

However, IFRS 9 also provides an option whereby securities managed as a portfolio or group of assets and whose performance is measured on a fair value basis, to be recognised at FVTPL. The Fund is primarily focused on fair value information and uses that information to assess the assets' performance and to make decisions. Therefore, the management considers its investment in debt securities as being managed as a group of assets and hence has classified them as FVTPL.

3.2.3 Impairment (other than debt securities)

The Fund assesses on a forward looking basis the expected credit loss (ECL) associated with its financial assets (other than debt instruments) carried at amortised cost and FVOCI. The Fund recognises loss allowances for such losses at each reporting date. The measurement of ECL reflects:

- an unbiased and probability weighted amount that is determined by evaluating a range of possible outcomes;
- the time value of money; and
- reasonable and supportable information that is available without undue cost or effort at the reporting date about past events, current conditions and forecasts of future economic conditions.

The 12 months ECL is recorded for all financial assets in which there is no significant increase in credit risk from the date of initial recognition, whereas a lifetime ECL is recorded for all remaining financial assets.

A default on a financial asset is when the counterparty fails to make contractual payments within 90 days of when they fall due.

3.2.4 Impairment loss on debt securities

Provision for non-performing debt securities is made on the basis of time-based criteria as prescribed by the SECP and based on management's assessment made in line with its provisioning policy approved by the Board of Directors of the Management Company in accordance with the guidelines issued by the SECP. Impairment losses recognised on debt securities can be reversed through the Income Statement.

As allowed by the SECP, the Management Company may make provision against debt securities over and above the minimum provision requirement prescribed by the SECP, considering the specific credit and financial condition of the debt security issuer and in accordance with the provisioning policy duly approved by the Board of Directors of the Management Company. The provisioning policy approved by the Board of Directors has also been placed on the Management Company's website as required under the SECP's Circular.

3.2.5 Regular way contracts

All regular way purchases and sales of financial assets are recognised on the trade date i.e. the date on which the Fund commits to purchase or sell the asset. Regular way purchases / sales of assets require delivery of securities within two days from the transaction date as per the stock exchange regulations.

3.2.6 Derecognition

Financial assets are derecognised when the rights to receive cash flows from the financial assets have expired or have been transferred, the Fund has transferred substantially all the risks and rewards of ownership or the Fund neither transfers nor retains substantially all the risks and rewards of ownership and the Fund has not retained control. Any gain or loss on derecognition of financial assets is taken to the 'Income Statement'.

3.3 Financial liabilities

3.3.1 Classification and subsequent measurement

Financial liabilities are recognised at the time when the Fund becomes a party to the contractual provisions of the instruments. These are initially recognised at fair values and subsequently stated at amortised cost.

3.3.2 Derecognition

A financial liability is derecognised when the obligation under the liability is discharged, cancelled or expired. Any gain or loss on derecognition of financial liabilities is taken to the 'Income Statement'.

3.4 Offsetting of financial assets and financial liabilities

Financial assets and financial liabilities are offset and the net amount is reported in the 'Statement of Assets and Liabilities' when there is a legally enforceable right to set off the recognised amounts and there is an intention to settle on a net basis, or to realise the assets and settle the liabilities simultaneously.

Income and expenses are presented on a net basis only when permitted by the accounting and reporting standards as applicable in Pakistan.

3.5 Provisions

Provisions are recognised when the Fund has a present, legal or constructive, obligation as a result of past events, it is probable that an outflow of resources embodying economic benefits will be required to settle the obligation and a reliable estimate of the obligation can be made. Provisions are regularly reviewed and adjusted to reflect the current best estimate.

3.6 Net asset value per unit

The Net Asset Value (NAV) per unit as disclosed in the 'Statement of Assets and Liabilities' is calculated by dividing the net assets of the Fund by the number of units in circulation at the year end.

3.7 Issue and redemption of units

Units issued are recorded at the offer price, determined by the Management Company for the applications received by the Management Company / distributors during business hours on that day. The offer price represents the Net Asset Value (NAV) per unit as of the close of the business day, plus the allowable sales load and provision of any duties and charges if applicable. The sales load is payable to the Management Company / distributors.

Units redeemed are recorded at the redemption price applicable to units for which the Management Company / distributors receive redemption application during business hours of that day. The redemption price is equal to NAV as of the close of the business day, less an amount as the Management Company may consider to be an appropriate provision of duties and charges.

3.8 Distributions to unit holders

Distributions to the unit holders are recognised upon declaration and approval by the Board of Directors of the Management Company. Based on the Mutual Funds Association of Pakistan's (MUFAP) guidelines duly consented by the SECP, distribution for the year also includes portion of income already paid on units redeemed during the

Distributions declared subsequent to the year end reporting date are considered as non-adjusting events and are recognised in the financial statements of the period in which such distributions are declared and approved by the Board of Directors of the Management Company.

3.9 Element of income / (loss) and capital gains / (losses) included in prices of units issued less those in units redeemed

Element of income represents the difference between net assets value per unit on the issuance or redemption date, as the case may be, of units and the net assets value per unit at the beginning of the relevant accounting period. Further, the element of income is a transaction of capital nature and the receipt and payment of element of income is taken to unit holders' fund. However, to maintain the same ex-dividend net asset value of all units outstanding on the accounting date, net element of income contributed on issue of units lying in unit holders fund will be refunded on units in the same proportion as dividend bears to accounting income available for distribution.

3.10 Revenue recognition

- Realised gains / (losses) arising on sale of investments are included in the Income Statement and are recognised when the transaction takes place;
- Income on government securities (GoP ijarah sukuks and corporate sukuks) are recognised on accrual basis using the effective yield method except for the securities which are classified as Non-Performing Asset under Circular No. 33 of 2012 issued by the SECP for which the profit are recorded on cash basis;
- Unrealised appreciation / (diminution) arising on re-measurement of investments classified as 'financial assets at fair value through profit or loss' are included in the Income Statement in the year in which these arise;
- Dividend income is recognised when the right to receive the dividend is established; and
- Profit on bank balances is recognised on time proportion, using effective yield rate method.

3.11 Expenses

All expenses chargeable to the Fund including remuneration of the Management Company and Trustee and annual fee of the SECP are recognised in the Income Statement on an accrual basis.

3.12 Preliminary expenses and floatation costs

Preliminary expenses and floatation costs represent expenditure incurred prior to the commencement of the operations of the Fund. These costs are being amortised over a period of 5 years in accordance with the requirements set out in the Trust Deed of the Fund.

3.13 Foreign currency translation

Transactions denominated in foreign currencies are accounted for in Pakistan Rupees at the exchange rates prevailing at the dates of the transactions. Foreign exchange gains and losses resulting from the settlement of such transactions and from the translation at period end exchange rates for monetary assets and liabilities denominated in foreign currencies are recognised in the Income Statement.

3.14 Taxation

The income of the Fund is exempt from income tax under clause 99 of part I of the Second Schedule to the Income Tax ordinance, 2001 subject to the condition that not less than 90 percent of its accounting income for the year, as reduced by capital gains, whether realised or unrealised, is distributed amongst the unit holders. Furthermore, For the purpose of determining distribution of at least 90 percent of the accounting income, the income distributed through bonus shall not be taken into account.

The Fund is also exempt from the provisions of section 113 (minimum tax) under clause 11A of Part IV of the Second Schedule to the Income Tax Ordinance, 2001.

	Note	2025 Rupees in '000
4 BANK BALANCES		
In savings accounts	4.1	<u>620,716</u>
4.1 These include a balance of Rs 15.232 million maintained with Allied Bank Limited (a related party) that carries profit at the rate of 9.00% per annum. Other savings accounts of the Fund carry profit rates ranging from 9.00% to 10.50% per annum.		
5 INVESTMENTS		
At fair value through profit or loss		
Corporate sukuks	5.1	-
GoP Ijarah sukuks	5.2	<u>1,372,947</u>
		<u>1,372,947</u>

5.1 Corporate sukuks

Name of the security	Maturity date	Profit rate	As at July 23, 2024	Purchased during the period	Sold / matured during the period	As at June 30, 2025	Carrying value as at June 30, 2025	Market value as at June 30, 2025	Unrealised appreciation / (diminution) as at June 30, 2025	Percentage in relation to	
			(Number of certificates)			(Rupees in '000)			Total market value of investments	Net assets of the Fund	
Al Karam Textile Mills Private Limited (A1, VIS) (Face value of Rs 1,000,000 per certificate)	April 15, 2025	3 months KIBOR plus base rate of 1.50%	-	150	150	-	-	-	-	-	-
Total as at June 30, 2025											

5.2 GoP Ijarah sukuks

Unless specified otherwise, the face value is Rs. 5,000.

Name of the security	Profit payments / principal redemptions	Maturity date	Profit rate / Yield	As at July 23, 2024	Purchased during the period	Sold / matured during the period	As at June 30, 2025	Carrying value as at June 30, 2025	Market value as at June 30, 2025	Unrealised appreciation / (diminution) as at June 30, 2025	Percentage in relation to	
				Number of certificates			(Rupees in '000)			Total market value of the fund's investments	net assets of the Fund	
GoP Ijarah Sukuk Certificates - VRR - PSX	Semi-annually / At maturity	May 28, 2025	12.72%	-	40,000	40,000	-	-	-	-	-	-
GoP Ijarah Sukuk Certificates - PSX	At maturity	August 15, 2025	15.99%	-	10,000	1	9,999	49,145	49,415	270	3.60%	1.97%
GoP Ijarah Sukuk Certificates - PSX	At maturity	October 20, 2025	11.75%	-	25,000	2	24,998	120,992	121,415	423	8.84%	4.83%
GoP Ijarah Sukuk Certificates - PSX	At maturity	October 21, 2025	24.20%	-	1,250	1,250	-	-	-	-	-	-
GoP Ijarah Sukuk Certificates - PSX	At maturity	November 6, 2025	11.00%	-	52,001	36,605	15,396	74,307	74,432	125	5.42%	2.96%
GoP Ijarah Sukuk Certificates - PSX	At maturity	December 3, 2025	10.18%	-	400,000	399,983	17	82	81	-	0.01%	-
GoP Ijarah Sukuk Certificates - PSX	At maturity	January 8, 2026	10.42%	-	25,860	4	25,856	122,894	123,023	128	8.96%	4.90%
GoP Ijarah Sukuk Certificates - PSX	At maturity	February 4, 2026	10.25%	-	10,000	1	9,999	47,218	47,075	(142)	3.43%	1.87%
GoP Ijarah Sukuk Certificates - XXXIII - VRR	Semi-annually / At maturity	June 26, 2026	18.49%	-	795,000	795,000	-	-	-	-	-	-
GoP Ijarah Sukuk Certificates - XXXII - FRR	Semi-annually / At maturity	June 26, 2026	18.49%	-	795,000	795,000	-	-	-	-	-	-
GoP Ijarah Sukuk Certificates - XXIII - VRR	Semi-annually / At maturity	October 06, 2026	14.13%	-	100,000	100,000	-	-	-	-	-	-
GoP Ijarah Sukuk Certificates - XXIV - VRR *	Semi-annually / At maturity	October 29, 2026	21.21%	-	4,000	3,750	250	25,475	25,250	(225)	1.84%	1.84%
GoP Ijarah Sukuk Certificates - XXIV - VRR	Semi-annually / At maturity	October 29, 2026	14.05%	-	80,000	80,000	-	-	-	-	-	-
GoP Ijarah Sukuk Certificates - XXIII - FRR	Semi-annually / At maturity	December 15, 2026	11.40%	-	37,700	37,700	-	-	-	-	-	-
GoP Ijarah Sukuk Certificates - XI - VRR	Semi-annually / At maturity	December 15, 2026	11.40%	-	38,700	38,700	-	-	-	-	-	-
GoP Ijarah Sukuk Certificates - FRR - PSX	Semi-annually / At maturity	June 28, 2027	18.59%	-	500	500	-	-	-	-	-	-
GoP Ijarah Sukuk Certificates - FRR - PSX	Semi-annually / At maturity	June 28, 2027	15.80%	-	20,400	8,001	12,399	62,908	66,704	3,796	4.88%	2.66%
GoP Ijarah Sukuk Certificates - VRR - PSX	Semi-annually / At maturity	October 21, 2027	12.00%	-	625	625	-	-	-	-	-	-
GoP Ijarah Sukuk Certificates - VRR - PSX	Semi-annually / At maturity	October 21, 2027	11.50%	-	625	625	-	-	-	-	-	-
GoP Ijarah Sukuk Certificates - VRR - PSX	Semi-annually / At maturity	October 21, 2027	13.25%	-	625	625	-	-	-	-	-	-
GoP Ijarah Sukuk Certificates - VRR - PSX	Semi-annually / At maturity	October 21, 2027	11.49%	-	1,250	1,250	-	-	-	-	-	-
GoP Ijarah Sukuk Certificates - VRR - PSX	Semi-annually / At maturity	October 21, 2027	13.25%	-	1,250	1,250	-	-	-	-	-	-

Name of the security	Profit payments / principal redemptions	Maturity date	Profit rate / Yield	As at July 23, 2024	Purchased during the period	Sold / matured during the period	As at June 30, 2025	Carrying value as at June 30, 2025	Market value as at June 30, 2025	Unrealised appreciation / (diminution) as at June 30, 2025	Percentage in relation to	
											Total market value of the fund's investments	net assets of the Fund
											Number of certificates	
GoP Ijarah Sukuk Certificates - FRR - PSX	Semi-annually / At maturity	October 21, 2027	12.00%	-	87,500	72,501	14,999	75,456	75,617	161	5.51%	3.01%
GoP Ijarah Sukuk Certificates - XXVI - VRR *	Semi-annually / At maturity	October 26, 2027	14.15%	-	365	-	365	37,633	37,048	(586)	2.70%	2.70%
GoP Ijarah Sukuk Certificates - FRR - PSX	Semi-annually / At maturity	January 9, 2028	11.49%	-	30,000	17,500	12,500	87,543	87,019	(524)	6.34%	3.46%
GoP Ijarah Sukuk Certificates - VRR - PSX	Semi-annually / At maturity	January 9, 2028	11.49%	-	30,000	12,500	17,500	62,500	64,206	1,706	4.68%	2.56%
GoP Ijarah Sukuk Certificates - XXVIII - VRR	Semi-annually / At maturity	December 4, 2028	12.72%	-	60,000	60,000	-	-	-	-	-	-
GoP Ijarah Sukuk Certificates - VRR - PSX	Semi-annually / At maturity	June 28, 2029	18.83%	-	500	500	-	-	-	-	-	-
GoP Ijarah Sukuk Certificates - FRR - PSX	Semi-annually / At maturity	June 28, 2029	15.10%	-	20,000	20,000	-	-	-	-	-	-
GoP Ijarah Sukuk Certificates - VRR - PSX	Semi-annually / At maturity	October 21, 2029	12.53%	-	625	625	-	-	-	-	-	-
GoP Ijarah Sukuk Certificates - VRR - PSX	Semi-annually / At maturity	October 21, 2029	12.10%	-	1,250	1,250	-	-	-	-	-	-
GoP Ijarah Sukuk Certificates - VRR - PSX	Semi-annually / At maturity	October 21, 2029	13.39%	-	1,250	1,250	-	-	-	-	-	-
GoP Ijarah Sukuk Certificates - VRR - PSX	Semi-annually / At maturity	October 21, 2029	12.09%	-	1,250	1,250	-	-	-	-	-	-
GoP Ijarah Sukuk Certificates - VRR - PSX	Semi-annually / At maturity	October 21, 2029	13.39%	-	1,250	1,250	-	-	-	-	-	-
GoP Ijarah Sukuk Certificates - FRR - PSX	Semi-annually / At maturity	October 21, 2029	13.75%	-	50,000	50,000	-	-	-	-	-	-
GoP Ijarah Sukuk Certificates - VRR - PSX	At maturity	January 9, 2030	11.23%	-	30,000	12,500	17,500	87,495	86,993	(503)	6.34%	3.46%
GoP Ijarah Sukuk Certificates - VRR - PSX	Semi-annually / At maturity	October 21, 2034	11.90%	-	41,050	3,550	37,500	190,819	191,306	487	13.93%	7.87%
GoP Ijarah Sukuk Certificates - VRR - PSX	Semi-annually / At maturity	October 21, 2034	11.70%	-	625	625	-	-	-	-	-	-
GoP Ijarah Sukuk Certificates - VRR - PSX	Semi-annually / At maturity	October 21, 2034	13.82%	-	625	625	-	-	-	-	-	-
GoP Ijarah Sukuk Certificates - VRR - PSX	Semi-annually / At maturity	October 21, 2034	11.70%	-	1,250	1,250	-	-	-	-	-	-
GoP Ijarah Sukuk Certificates - VRR - PSX	Semi-annually / At maturity	October 21, 2034	13.70%	-	50	50	-	-	-	-	-	-
GoP Ijarah Sukuk Certificates - VRR - PSX	Semi-annually / At maturity	October 21, 2034	10.32%	-	1,000	1,000	-	-	-	-	-	-
GoP Ijarah Sukuk Certificates - FRR - PSX	Semi-annually / At maturity	October 21, 2034	12.74%	-	37,500	-	37,500	198,036	197,719	(317)	14.40%	7.87%
GoP Ijarah Sukuk Certificates - VRR - PSX	At maturity	January 9, 2035	11.70%	-	12,500	-	12,500	62,500	62,656	156	4.56%	2.51%
GoP Ijarah Sukuk Certificates - FRR - PSX	Semi-annually / At maturity	January 9, 2035	11.63%	-	12,500	-	12,500	62,500	62,988	488	4.59%	2.51%
GoP Ijarah Sukuk Certificates - XI - VRR	Semi-annually / At maturity	December 15, 2026	11.40%	-	38,700	38,700	-	-	-	-	-	-
GoP Ijarah Sukuk Certificates - XXIII - FRR	Semi-annually / At maturity	December 15, 2026	11.40%	-	37,700	37,700	-	-	-	-	-	-
GoP Ijarah Sukuk Certificates - XXIV - VRR	Semi-annually / At maturity	October 29, 2026	14.05%	-	80,000	80,000	-	-	-	-	-	-
Total as at June 30, 2025								1,367,504	1,372,947	5,443	100.00%	56.98%

* Each unit carries a face value of Rs. 100,000.

	Note	2025 Rupees in '000
5.3 Unrealised appreciation on re-measurement of investments classified as 'financial assets at fair value through profit or loss' - net		
Market value of investments	5.2	1,372,947
Less: carrying value of investments	5.2	<u>(1,367,504)</u>
		<u>5,443</u>

6 PROFIT RECEIVABLE

Profit receivable on:		
Bank balances		3,770
GoP Ijarah sukuks		<u>31,636</u>
		<u>35,406</u>

6.1 This includes profit receivable amounting to Rs. 0.364 million from Allied Bank Limited (a related party) as at June 30, 2025.

	Note	2025 Rupees in '000
7 DEPOSIT AND OTHER RECEIVABLE		
Security deposit with Central Depository Company of Pakistan Limited *		100
Deposit in IPS account *		67
Other receivable		<u>684</u>
		<u>851</u>
* Related party balance		

8 PRELIMINARY EXPENSES AND FLOATATION COSTS

Preliminary expenses and floatation costs incurred		920
Less: amortisation during the period	8.1	<u>(163)</u>
At the end of the period		<u>757</u>

8.1 Preliminary expenses and floatation costs represent expenditure incurred prior to the commencement of operations of the Fund. These costs are being amortised over a period of five years in accordance with the requirements set out in the Trust Deed of the Fund and the Non-Banking Finance Companies and Notified Entities Regulation, 2008.

	Note	2025 Rupees in '000
9 PAYABLE TO ABL ASSET MANAGEMENT COMPANY LIMITED - MANAGEMENT COMPANY - RELATED PARTY		
Management remuneration payable	9.1	866
Punjab sales tax payable on remuneration of the Management Company	9.2	138
Preliminary expenses and floatation cost payable		920
Other payable		<u>68</u>
		<u>1,992</u>

9.1 As per regulation 61 of the NBFC Regulations, 2008, the Management Company is entitled to a remuneration equal to an amount not exceeding the maximum rate of management fee as disclosed in the offering document subject to the total expense ratio limit. Keeping in view the maximum allowable threshold, the Management Company has charged its remuneration at the rate of 0.55% per annum of the average net assets of the Fund during the period ended June 30, 2025. The remuneration is payable to the Management Company monthly in arrears.

During the year ended June 30, 2025, the SECP, vide S.R.O.600(I)/2025 dated April 10, 2025, introduced the management fee cap of 1.50% to be calculated on a per annum basis of the average daily net assets, applicable to an "Islamic Income Scheme". This revision is effective from July 1, 2025. As at June 30, 2025 the Fund is not subject to a management fee cap.

9.2 During the period, an amount of Rs. 2.890 million was charged on account of sales tax on management fee levied through Punjab Sales Tax on Services Act, 2012. During the period Punjab sales tax has been charged at the rate of 16%.

		Note	2025 Rupees in '000
10	PAYABLE TO CENTRAL DEPOSITORY COMPANY OF PAKISTAN LIMITED - TRUSTEE - RELATED PARTY		
	Trustee fee payable	10.1	87
	Sindh sales tax payable on trustee fee	10.2	13
			<u>100</u>

10.1 The Trustee is entitled to a monthly remuneration for services rendered to the Fund under the provisions of the Trust Deed at the rate of 0.055% per annum of average annual net assets of the Fund. Accordingly the Fund has charged trustee fee at the above mentioned rate during the year.

10.2 During the year, an amount of Rs. 0.271 million was charged on account of sales tax on remuneration of the Trustee levied through the Sindh sales tax on Services Act, 2011 at the rate of 15%.

		Note	2025 Rupees in '000
11	PAYABLE TO THE SECURITIES AND EXCHANGE COMMISSION OF PAKISTAN (SECP)		
	Annual fee payable	11.1	<u>118</u>

11.1 In accordance with the SRO issued by the SECP 592(1)/2023 dated May 17, 2023, a Collective Investment Scheme (CIS) is required to pay non-refundable fee to the Securities and Exchange Commission of Pakistan (SECP) at the rate of 0.075% per annum of the daily net assets of the Fund. Furthermore, the Fund is required to pay SECP fee within fifteen days of the close of every calendar month.

		2025 Rupees in '000
12	ACCRUED EXPENSES AND OTHER LIABILITIES	
	Auditors' remuneration payable	1,197
	Withholding tax payable	2,002
	Capital gain tax payable	11,056
		<u>14,255</u>

13 CONTINGENCIES AND COMMITMENTS

There were no contingencies and commitments outstanding as at June 30, 2025.

		2025 Number of units
14	NUMBER OF UNITS IN ISSUE	
	Units in issue at the beginning of the year	-
	Units issued during the year	1,373,216,562
	Units redeemed during the year	1,122,360,969
	Total units in issue at the end of the year	<u>250,855,593</u>

15 AUDITORS' REMUNERATION

Annual audit fee	360
Half yearly review of condensed interim financial statements	240
Other certifications	405
Out of pocket expenses	103
	<u>1,108</u>
Sales tax	89
	<u>1,197</u>

16 TOTAL EXPENSE RATIO

The Total Expense Ratio (TER) of the Fund as at June 30, 2025 is 0.95% which includes 0.18% representing government levies on the Fund such as sales taxes, federal excise duties, annual fee to the SECP, etc. This ratio is within the maximum limit of 2.5% prescribed under the NBFC Regulations for a collective investment scheme categorised as a money market scheme.

During the year ended June 30, 2025, the SECP, vide S.R.O. 600(1)/2025 dated April 10, 2025, has removed the TER limit with effect from July 1, 2025. The TER limit, applicable previously, has been replaced with the management fee cap which has been disclosed in note 9.1 of these financial statements.

17 TAXATION

The income of the Fund is exempt from income tax under clause (99) of Part I of the Second Schedule to the Income Tax Ordinance, 2001 subject to the condition that not less than 90% of the accounting income for the year as reduced by capital gains, whether realised or unrealised, is distributed amongst the unit holders as cash dividend. Furthermore, as per Regulation 63 of the Non-Banking Finance Companies and Notified Entities Regulations, 2008, the Fund is required to distribute not less than 90% of its accounting income for the year derived from sources other than capital gains as reduced by such expenses as are chargeable thereon to the unitholders. Since the management has distributed the required minimum percentage of income earned by the Fund for the year ended June 30, 2025 to the unitholders in the manner as explained above no provision for taxation has been made in these financial statements during the period.

The Fund is also exempt from the provisions of Section 113 (minimum tax) under clause 11A of Part IV of the Second Schedule to the Income Tax Ordinance, 2001.

18 TRANSACTIONS AND BALANCES WITH RELATED PARTIES / CONNECTED PERSONS

- 18.1** Related Parties / connected persons include ABL Asset Management Company Limited being the Management Company, Allied Bank Limited being the holding company of the Management Company, Central Depository Company of Pakistan being the Trustee, other collective investment schemes managed by the Management Company, any entity in which the Management Company, its CISs or their connected persons have material interest, any person or company beneficially owning directly or indirectly ten percent or more of the capital of the Management Company or the net assets of the Fund, directors and their close family members and key management personnel of the Management Company.
- 18.2** Transactions with related parties / connected persons are executed on an arm's length basis and essentially comprise sale and redemption of units, fee on account of managing the affairs of the Fund, sales load, other charges and distribution payments to connected persons. The transactions with connected persons are in the normal course of business, at contracted rates and at terms determined in accordance with market rates.
- 18.3** Remuneration to the Management Company of the Fund is determined in accordance with the provisions of the NBFC Regulations, 2008 and the Trust Deed.
- 18.4** Remuneration to the Trustee of the Fund is determined in accordance with the provisions of the NBFC Regulations, 2008 and the Trust Deed.
- 18.5** The details of transactions carried out by the Fund with connected persons during the year and balances with them as at year end are as follows:

Transactions during the period

	For the period from July 23, 2024 to June 30, 2025
	Rupees in '000
ABL Asset Management Company Limited (Management Company)	
Remuneration charged	18,061
Punjab sales tax on remuneration of the Management Company	2,890
Issue of 140,831,448 units	1,570,541
Central Depository Company of Pakistan Limited (Trustee)	
Remuneration of the Trustee	1,806
Sindh sales tax on remuneration of the Trustee	271
Balance in IPS account	67
Settlement charges	64
Allied Bank Limited (Holding company of the Management Company)	
Profit on bank balance	79,249
Bank charges	115
ABL AMCL Staff Provident Fund (Fund under Common Management)	
Issue of 958,185 units	10,000
Redemption of 958,185 units	10,345
Mr. Raheel Rashid (Director)	
Issue of 98,903,334 units	1,066,656
Redemption of 71,182,234 units	794,973

Details of outstanding balances with related parties / connected persons as at period end

	Note	2025 Rupees in '000
ABL Asset Management Company Limited (Management Company)		
Management remuneration payable		866
Punjab sales tax payable on remuneration of the Management		138
Preliminary expenses and floatation cost payable		920
Other payable		68
Outstanding 140,831,448 units		1,410,216
Central Depository Company of Pakistan Limited (Trustee)		
Trustee fee payable		87
Sindh sales tax payable on trustee fee		13
Security deposit		100
Deposit in IPS account		67
Allied Bank Limited (Holding company of the Management Company)		
Profit receivable on balance with bank		364
Bank balance		15,504
Mr. Raheel Rashid (Director)		
Outstanding 27,721,100 units		277,585

19 CASH AND CASH EQUIVALENTS

Bank balances	4	<u>620,716</u>
---------------	---	----------------

20 FINANCIAL INSTRUMENTS BY CATEGORY

	2025		
	At amortised cost	At fair value through profit or loss	Total
	----- Rupees in '000 -----		
Financial assets			
Bank balances	620,716	-	620,716
Receivable against sale of units	522,709	-	522,709
Profit receivable	35,406	-	35,406
Investments	-	1,372,947	1,372,947
Deposit and other receivable	851	-	851
	<u>1,179,682</u>	<u>1,372,947</u>	<u>2,552,629</u>
Financial liabilities			
Payable against redemption and conversion of units	24,982	-	24,982
Payable to ABL Asset Management Company Limited - Management Company	1,992	-	1,992
Payable to Central Depository Company of Pakistan Limited - Trustee	100	-	100
Accrued expenses and other liabilities	1,197	-	1,197
	<u>28,271</u>	<u>-</u>	<u>28,271</u>

21 FINANCIAL RISK MANAGEMENT OBJECTIVES AND POLICIES

The Fund's objective in managing risk is the creation and protection of unit holders' value. Risk is inherent in the Fund's activities, but it is managed through monitoring and controlling activities which are primarily set up to be performed based on limits established by the Management Company, the constitutive documents of the Fund and the regulations and directives of the SECP. These limits reflect the business strategy and market environment of the Fund as well as the level of the risk that the Fund is willing to accept. The Board of Directors of the Management Company supervises the overall risk management approach within the Fund. The Fund is exposed to market risk, liquidity risk and credit risk arising from the financial instruments it holds.

21.1 Market risk

Market risk is the risk that the fair value or future cash flows of a financial instrument will fluctuate as a result of changes in market prices.

The Management Company manages the market risk through diversification of the investment portfolio and by following the internal guidelines established by the Investment Committee.

Market risk comprises of three types of risks: yield / profit rate risk, currency risk, and price risk.

(i) Yield / profit rate risk

Yield / profit rate risk is the risk that the fair value or future cash flows of a financial instrument will fluctuate as a result of changes in market profit rates. As of June 30, 2025, the Fund is exposed to such risk on bank deposits and sukuk certificates. The Investment Committee of the Fund reviews the portfolio of the Fund on a regular basis to ensure that the risk is managed within the acceptable limits.

a) Sensitivity analysis for variable rate instruments

Presently, the Fund holds banks balances and KIBOR based sukuk certificates which expose the Fund to cash flow profit rate risk. In case of 100 basis points increase / decrease in applicable rates on the last repricing date with all other variables held constant, the net income for the period and net assets of the Fund would have been higher / lower by Rs. 11.242 million.

b) Sensitivity analysis for fixed rate instruments

As at June 30, 2025, the Fund holds GoP Ijarah Sukuk which are classified as financial assets at 'fair value through profit or loss' exposing to the Fund to fair value profit rate risk. In case of 100 basis points increase / decrease in profit rates, with all other variables held constant, the net income for the period and net assets of the Fund would have been higher / lower by Rs. 8.920 million.

Yield / profit rate sensitivity position for on-balance sheet financial instruments is based on the earlier of contractual repricing or maturity date.

The Fund's profit rate sensitivity related to financial assets and financial liabilities as at June 30, 2025 can be determined as follows:

June 30, 2025					
Profit rate (%)	Exposed to yield / profit rate risk			Not exposed to yield / profit rate risk	Total
	Up to three months	More than three months and up to one year	More than one year		
Rupees in '000					
Financial assets					
Bank balances	9.00% - 10.50%	620,716	-	-	620,716
Receivable against sale of units		-	-	522,709	522,709
Profit receivable		-	-	35,406	35,406
Investments	10.18% - 21.21%	49,415	366,027	-	1,372,947
Deposit and other receivable		-	-	851	851
		670,131	366,027	558,966	2,552,629
Financial liabilities					
Payable against redemption and conversion of units		-	-	24,982	24,982
Payable to ABL Asset Management Company Limited - Management Company		-	-	1,992	1,992
Payable to Central Depository Company of Pakistan Limited- Trustee - Trustee		-	-	100	100
Accrued expenses and other liabilities		-	-	1,197	1,197
		-	-	28,271	28,271
On-balance sheet gap		670,131	366,027	530,695	2,524,358
Off-balance sheet financial instruments		-	-	-	-
Off-balance sheet gap (b)		-	-	-	-
Total interest rate sensitivity gap (a+b)		670,131	366,027	957,506	
Cumulative profit rate sensitivity gap		670,131	1,036,157	1,993,663	

(ii) **Currency risk**

Currency risk is the risk that the fair value or future cash flows of a financial instrument will fluctuate as a result of changes in foreign exchange rates. The Fund does not have any financial instruments in foreign currencies and hence is not exposed to such risk.

(iii) **Price risk**

Price risk is the risk that the fair value or future cash flows of a financial instrument will fluctuate because of changes in market prices (other than those arising from profit rate risk or currency risk) whether those changes are caused by factors specific to the individual financial instrument or its issuer, or factors affecting all similar financial instruments traded in the market.

Equity price risk is the risk that the fair value of equity instruments decreases as a result of changes in the level of equity indices and the value of individual stocks. The Fund does not have any investment in equity securities as of June 30, 2025.

21.2 Liquidity risk

Liquidity risk is the risk that the Fund may not be able to generate sufficient cash resources to settle its obligation in full as they fall due or can only do so on terms that are materially disadvantageous to the Fund.

The Fund is exposed to daily settlement of equity securities and daily redemptions at the option of unit holders. The Fund's approach to managing liquidity is to ensure, as far as possible, that the Fund will always have sufficient liquidity to meet its liabilities when due under both normal and stressed conditions. The Fund's policy is, therefore, to invest the majority of its assets in investments that are traded in an active market and can be readily disposed and are considered readily realisable.

As per the NBFC Regulations, 2008, the Fund can borrow in the short-term to ensure settlement the maximum limit of which is fifteen percent of the net assets upto 90 days and would be secured by the assets of the Fund. However, no borrowing was required to be obtained by the Fund during the current period.

In order to manage the Fund's overall liquidity, the Fund may also withhold daily redemption requests in excess of ten percent of the units in issue and such requests would be treated as redemption requests qualifying for being processed on the next business day. Such procedure would continue until the outstanding redemption requests come down to a level below ten percent of the units then in issue. The Fund did not withhold any redemptions during the period.

The table below summaries the maturity profile of the Fund's financial instruments. The analysis into relevant maturity groupings is based on the remaining period at the end of the reporting period to the contractual maturity dates. However, the liabilities that are payable on demand have been included in the maturity grouping of one month:

June 30, 2025						
Within 1 month	More than one month and upto three months	More than three months and upto one year	More than one year and upto five years	More than five years	Financial instruments with no fixed maturity	Total
----- Rupees in '000 -----						
Payable against redemption and conversion of units	24,982	-	-	-	-	24,982
Payable to ABL Asset Management Company Limited - Management Company	1,992	-	-	-	-	1,992
Payable to Central Depository Company of Pakistan Limited - Trustee	100	-	-	-	-	100
Accrued expenses and other liabilities	-	1,197	-	-	-	1,197
	27,074	1,197	-	-	-	28,271

21.3 Credit risk

21.3.1 Credit risk is the risk that the counterparty to a financial instrument will cause a financial loss to the Fund by failing to discharge its obligation as it falls due. The table below analyses the Fund's maximum exposure to credit risk:

	2025	
	Balance as per statement of assets and liabilities	Maximum exposure to credit risk
----- Rupees in '000 -----		
Bank balances	620,716	620,716
Receivable against sale of units	522,709	522,709
Profit receivable	35,406	3,770
Investments	1,372,947	-
Deposit and other receivable	851	851
	2,552,629	1,148,046

The maximum exposure to credit risk before any credit enhancement as at June 30, 2025 is the carrying amount of the financial assets. Investment in government securities and profit receivable thereon, however, is not exposed to credit risk and have been excluded from the above analysis.

21.3.2 Credit quality of financial assets

The Fund's significant credit risk (excluding credit risk relating to settlement of equity securities) arises mainly on account of its placements in banks and its profit receivable thereon. The credit rating profile of banks and profit receivable thereon is as follows:

Banks	Rating agency	Rating (Long term)	2025
			% of bank balances exposed to credit risk
Allied Bank Limited	PACRA	AAA	2.37%
Al Baraka Bank (Pakistan) Limited	VIS	A+	97.59%
Faysal Bank Limited	VIS	AA+	0.04%
United Bank Limited*	VIS	AAA	0.00%
			100.00%

* Nil percentage due to rounding off

22 FAIR VALUE MEASUREMENT

Fair value is the price that would be received to sell an asset or paid to transfer a liability in an orderly transaction between market participants at the measurement date. Consequently, differences can arise between carrying values and the fair value estimates.

Underlying the definition of fair value is the presumption that the Fund is a going concern without any intention or requirement to curtail materially the scale of its operations or to undertake a transaction on adverse terms.

Financial assets which are tradable in an open market are revalued at the market prices prevailing on the reporting date. The estimated fair value of all other financial assets and liabilities is considered not to be significantly different from the respective book values.

Fair value hierarchy

International Financial Reporting Standard 13, 'Fair Value Measurement' requires the Fund to classify assets using a fair value hierarchy that reflects the significance of the inputs used in making the measurements. The fair value hierarchy has the following levels:

Level 1: quoted prices (unadjusted) in active markets for identical assets or liabilities;

Level 2: inputs other than quoted prices included within level 1 that are observable for the asset or liability either directly (i.e. as prices) or indirectly (i.e. derived from prices); and

Level 3: inputs for the asset or liability that are not based on observable market data (i.e. unobservable inputs).

As at June 30, 2025, the Fund held the following financial instruments measured at fair values:

	2025			Total
	Level 1	Level 2	Level 3	
----- Rupees in '000-----				
At fair value through profit or loss				
GoP Ijarah sukuku	1,310,649	62,298	-	1,372,947

Valuation technique used in determination of fair values is as follows:

Item	Valuation technique
GoP Ijarah sukuku	The fair value of GoP Ijarah sukuku listed on Pakistan Stock Exchange has been determined through closing rates of Pakistan Stock Exchange. The fair value of other GoP Ijarah sukuku are derived using PKISRV rates at reporting date. The PKISRV rates are announced by FMA (Financial Market Association) through Reuters. The rates announced are simple average of quotes received from eight different pre-defined / approved dealers / brokers.

23 UNIT HOLDERS' FUND RISK MANAGEMENT

The unit holders' fund is represented by redeemable units. These units are entitled to dividends and to payment of a proportionate share based on the Fund's Net Asset Value per unit on the redemption date. The relevant movements are shown on the 'Statement of Movement in Unit Holders' Fund'.

The Fund has no restriction on the subscription and redemption of units. As required under the NBFC Regulations, 2008 every open end scheme shall maintain fund size (i.e. net assets of the Fund) of Rs 100 million at all times during the life of the scheme. The Fund has historically maintained and complied with the requirement of minimum fund size at all times.

The Fund's objectives when managing unit holders' funds are to safeguard its ability to continue as a going concern so that it can continue to provide returns to the unit holders and to maintain a strong base of assets to meet unexpected losses or opportunities.

In accordance with the risk management policies as stated in note 21, the Fund endeavours to invest the subscriptions received in appropriate investment avenues while maintaining sufficient liquidity to meet redemptions, such liquidity being augmented by disposal of investments or short-term borrowings, where necessary.

24 UNIT HOLDING PATTERN OF THE FUND

Category	2025		
	Number of unit holders	Investment amount	Percentage of total
	(Rupees in '000)		
Individuals	297	607,693	24.19%
Associated Companies	1	1,410,214	56.14%
Retirement Funds	7	480,459	19.13%
Public limited companies	1	13,572	0.54%
	306	2,511,939	100.00%

25 LIST OF TOP TEN BROKERS BY PERCENTAGE OF COMMISSION PAID

2025	
Name of broker	Percentage of commission paid
JS Global Capital Limited.	96.64%
Alfaluh Securities (Private) Limited.	2.89%
Continental Exchange (Private) Limited.	0.37%
Next Capital Limited.	0.03%
Invest One Markets Limited.	0.03%
Optimus Markets (Private) Limited.	0.02%
Icon Management (Private) Limited.	0.01%
	100%

26 DETAILS OF MEMBERS OF THE INVESTMENT COMMITTEE

Following are the details in respect of members of the Investment Committee of the Fund:

Name	Designation	Qualification	Overall experience
Mr. Naveed Nasim	Chief Executive Officer	MBA & CFA Level II Passed	26
Mr. Saqib Matin	CFO & Company Secretary	F.C.A, FPA	26
Mr. Fahad Aziz	Chief Investment Officer	BCS (Hons)	19
Mr. Muhammad Wamiq Sakrani	Head of Fixed Income / Fund Manager	MBA	15
Mr. Muhammad Abdul Hayee	Head of Equity	MBA Executive & CFA Charterholder	17
Mr. Wajeeh Haider	Acting Head of Risk	Master of Science (Finance) & CFA Level III Candidate	13
Mr. Muhammad Sajid Ali	Fund Manager	BBA (Hons) & CFA Level - III	5

27 NAME AND QUALIFICATION OF THE FUND MANAGER

Name	Designation	Qualification	Other Funds managed by the Fund Manager
Mr. Muhammad Wamiq Sakrani	Head of Fixed Income / Fund Manager	MBA	ABL Income Fund, ABL Cash Fund, ABL Islamic Income Fund, ABL Government Securities Fund, ABL Islamic Cash Fund, ABL Islamic Asset Allocation Fund, ABL Special Saving Fund, ABL Financial Sector Plan - I, ABL Islamic Sovereign Fund, ABL Fixed Rate Plan, ABL Money Market Plan - I and ABL Islamic Money Market Plan - I

28 MEETINGS OF BOARD OF DIRECTORS OF THE MANAGEMENT COMPANY

The 80th, 81st, 82nd and 83rd Board of Directors meetings were held on August 29, 2024, October 15, 2024, February 20, 2025 and April 29, 2025, respectively. Information in respect of attendance by the directors and other persons in the meetings is given below:

S. No.	Name	Number of meetings			Meetings not attended
		Held	Attended	Leave granted	
1	Mr. Sheikh Mukhtar Ahmed	4	3	1	83rd
2	Mr. Mohammad Naeem Mukhtar	4	4	-	-
3	Mr. Muhammad Waseem Mukhtar	4	4	-	-
4	Mr. Pervaiz Iqbal Butt	4	4	-	-
5	Mr. Kamran Nishat	4	4	-	-
6	Mr. Aizid Razaq Gill	4	4	-	-
7	Ms. Saira Shahid Hussain	4	4	-	-
8	Ms. Naveed Nasim	4	4	-	-
Other persons					
9	Mr. Saqib Mateen*	4	4	-	-

* Mr. Saqib Matin attended the meetings as Company Secretary.


29 DATE OF AUTHORISATION FOR ISSUE

These financial statements were authorised for issue by the Board of Directors of the Management Company on August 27, 2025.

30 GENERAL

30.1 Figures have been rounded off to the nearest thousand Rupee unless otherwise stated.

For ABL Asset Management Company Limited
(Management Company)



Saqib Matin
Chief Financial Officer



Naveed Nasim
Chief Executive Officer



Pervaiz Iqbal Butt
Director

اعتراف


مینجمنٹ کمیٹی کا بورڈ آف ڈائریکٹرز سکیورٹیز اینڈ ایکسچینج کمیشن آف پاکستان کا ان کی گرانقدر حمایت، مدد اور رہنمائی کا شکریہ ادا کرتا ہے۔ بورڈ مینجمنٹ کمیٹی کے ملازم اور ٹرسٹی کا ان کی لگن اور محنت کے لیے اور یونٹ ہولڈرز کا، مینجمنٹ کمیٹی پر ان کے اعتماد کے لیے بھی شکریہ ادا کرتا ہے۔

بورڈ کی طرف سے اور بورڈ کے لئے



نوید نسیم

چیف ایگزیکٹو آفیسر



ڈائریکٹر

لاہور، 27 اگست، 2025

• بورڈ کی ہیومن ریسورس کمیٹی (BHRC) - سال کے دوران BAC کی سات میٹنگ ہوئی اور اس میں حسب ذیل شرکت کی:

ڈائریکٹر کا نام	حیثیت	اجلاس میں شرکت
i. جناب محمد وسیم مختار	نان ایگزیکٹو ڈائریکٹر	3
ii. جناب پرویز اقبال بٹ	آزاد ڈائریکٹر	3
iii. جناب کامران نشاط	آزاد ڈائریکٹر	3
iv. محترمہ سائرہ شاہد حسین	نان ایگزیکٹو ڈائریکٹر	3
v. جناب نوید نسیم	سی ای او	3

آڈیٹر

موجودہ آڈیٹر میسرز اے ایف فرگوسن اینڈ کمپنی (چارٹرڈ اکاؤنٹنٹس)، ریٹائر ہو چکے ہیں اور اہل ہیں، 30 جون 2026 کو ختم ہونے والے مالی سال کے لیے دوبارہ تقرری کے لیے خود کو پیش کر رہے ہیں۔

مینجمنٹ کمپنی کی کوالٹی کی درجہ بندی

25 اکتوبر 2024 کو: پاکستان کریڈٹ ریٹنگ ایجنسی لمیٹڈ (PACRA) نے ABL ایسیٹ مینجمنٹ کمپنی (ABL AMC) کی مینجمنٹ کوالٹی ریٹنگ (MQR) کو 'AM-One' (AM1) پر تفویض کر دیا ہے۔ تفویض کردہ درجہ بندی پر آؤٹ لک 'مستحکم' ہے۔

آؤٹ لک اور اسٹریٹیجی

جیسا کہ ہم مالی سال 2025 (FY25) اور آگے بڑھنے کے منصوبے پر غور کرتے ہیں، روایتی اور اسلامی دونوں طبقات کے لیے کرنسی مارکیٹ کا منظر نامہ محتاط طور پر پر امید نقطہ نظر پیش کرتا ہے، جس کی بنیاد اہم مائیکرو پالیسی میں نرمی، گرتی ہوئی افراط زر، اور مستحکم بیرونی اکاؤنٹ ہے۔ اسٹیٹ بینک آف پاکستان (SBP) نے جون 2024 سے پالیسی ریٹ میں 1,100 بیس پوائنٹس کی کمی کی، جو کہ جون 2025 تک 11.0 فیصد تک پہنچ گئی، جس سے لیکویڈٹی اور سرمایہ کاری کے مواقع کے لیے سازگار ماحول پیدا ہوا۔ تاہم، ابھرتے ہوئے مواقع سے فائدہ اٹھاتے ہوئے ممکنہ خطرات کو نیویگیٹ کرنے کے لیے گھریلو اور عالمی حرکیات کو تیار کرنے کے لیے ایک سمجھدار اور چست سرمایہ کاری کی حکمت عملی کی ضرورت ہے۔

بورڈ کی موجودہ تشکیل حسب ذیل ہے:

نام	زمرہ
شیخ مختار احمد	نان ایگزیکٹو ڈائریکٹرز
جناب محمد نعیم مختار	
جناب محمد وسیم مختار	
جناب ایزد رزاق گل	
محترمہ سائرہ شاہد حسین	خاتون / نان ایگزیکٹو ڈائریکٹر
جناب کامران نشاط	آزاد ڈائریکٹرز
جناب پرویز اقبال بٹ	
جناب نوید نسیم	سی ای او

مالی سال 2024-25 کے دوران بورڈ کے چار اجلاس منعقد ہوئے اور اس میں شرکت کی۔ میٹنگ کی تاریخوں کی تفصیلات اور NBFC ریگولیشنز، 2008 کے تحت ضرورت کے مطابق شرکت کرنے والے ڈائریکٹرز کو مالیاتی گوشواروں میں نوٹس میں شامل کیا گیا ہے۔ بورڈ کی کمیٹی آڈٹ کمیٹی، ہیومن ریورس کمیٹی، رسک مینجمنٹ کمیٹی اور اسٹریٹجک پلاننگ اینڈ مانیٹرنگ کمیٹی پر مشتمل ہے۔ مندرجہ ذیل تفصیلات کے مطابق ان میٹنگ میں ڈائریکٹرز نے شرکت کی۔

• بورڈ کی آڈٹ کمیٹی (BAC) - سال کے دوران BAC کے سات اجلاس منعقد ہوئے اور اس میں حسب ذیل شرکت کی:

ڈائریکٹر کا نام	حیثیت	اجلاس میں شرکت
i. جناب کامران نشاط	آزاد ڈائریکٹر	6
ii. جناب محمد وسیم مختار	نان ایگزیکٹو ڈائریکٹر	6
iii. جناب پرویز اقبال بٹ	آزاد ڈائریکٹر	6

• بورڈ کی رسک مینجمنٹ کمیٹی (BRMC) - سال کے دوران BRMC کے دو اجلاس منعقد ہوئے اور ان میں حسب ذیل شرکت کی:

ڈائریکٹر کا نام	حیثیت	اجلاس میں شرکت
i. جناب ایزد رزاق گل	نان ایگزیکٹو ڈائریکٹر	2
ii. جناب پرویز اقبال بٹ	آزاد ڈائریکٹر	2
iii. جناب نوید نسیم	سی ای او	2

کارپوریٹ گورننس

کمپنی کارپوریٹ گورننس، اخلاقیات، اور اچھے کاروباری طریقوں کے اعلیٰ ترین معیار کی پیروی پر پختہ یقین رکھتی ہے۔ کمپنی کا ضابطہ اخلاق تمام بورڈ ممبران، ملازمین اور کمپنی کی مختلف اسٹیک ہولڈرز، ایک دوسرے اور مجموعی طور پر معاشرے کے لیے ذمہ داریوں اور ذمہ داریوں کی وضاحت کرتا ہے۔ ضابطہ اخلاق کمپنی کی ویب سائٹ پر دستیاب ہے۔

بورڈ آف ڈائریکٹرز کا بیان

1. مالیاتی بیانات کافی حد تک معاملات کی حالت، آپریشن کے نتائج، سال کے لیے جامع آمدنی، کیش فلو اور یونٹ ہولڈرز کے فنڈز میں نقل و حرکت کو پیش کرتے ہیں۔
2. فنڈ کے اکاؤنٹس کی مناسب کتابیں برقرار رکھی گئیں۔
3. مالیاتی گوشواروں کی تیاری میں مناسب اکاؤنٹنگ پالیسیوں کا مسلسل اطلاق کیا گیا ہے اور اکاؤنٹنگ کے تخمینے معقول اور دانشمندانہ فیصلوں پر مبنی ہیں۔
4. متعلقہ بین الاقوامی اکاؤنٹنگ معیارات، جیسا کہ پاکستان میں لاگو ہوتا ہے، غیر بینکاری فنانس کمپنیوں (اسٹیبلشمنٹ اینڈ ریگولیشن) رولز 2003 اور نان بینکنگ فنانس کمپنیوں اور مطلع شدہ اداروں کے ضوابط، 2008 کی دفعات، ٹرسٹ ڈیڈ کی شرائط اور جاری کردہ ہدایات مالیاتی بیانات کی تیاری میں سیکورٹیز اینڈ ایکسچینج کمیشن آف پاکستان کی پیروی کی گئی ہے۔
5. اندرونی کنٹرول کا نظام ڈیزائن میں مستحکم ہے اور اس کو موثر انداز میں لاگو اور نگرانی کیا گیا ہے۔
6. فنڈز کی تشویش کی حیثیت سے جاری رکھنے کی اہلیت پر کوئی خاص شبہات نہیں ہیں۔
7. فنڈ کی کارکردگی کا جزو سالانہ رپورٹ کے صفحہ # _____ پر دیا گیا ہے۔
8. ٹیکسوں، ڈیویڈنڈوں، محصولات اور محصولات اور مالی معاوضوں میں پہلے ہی انکشاف کے علاوہ دیگر معاوضوں کی وجہ سے کوئی قانونی ادائیگی نہیں ہے۔
9. پروویڈنٹ فنڈ کی سرمایہ کاری کی قیمت کے بارے میں بیان فنڈ کے معاملے میں لاگو نہیں ہوتا ہے کیونکہ ملازمین کی ریٹائرمنٹ کے فوائد کے اخراجات انتظامیہ کمپنی برداشت کرتی ہے۔
10. 30 جون، 2025 کو یونٹ ہولڈنگز کا پیٹرن مالیاتی گوشوارے کے نوٹ نمبر _____ میں دیا گیا ہے۔

انتظامی کمپنی کے بورڈ آف ڈائریکٹرز اور اس کی کمیٹیاں

مندرجہ ذیل کے مطابق چیف ایگزیکٹو آفیسر کے علاوہ ڈائریکٹرز کی کل تعداد سات ہے:

الف۔ مرد: چھ (6)

ب۔ خاتون: ایک (1)

خطرات اور تحفظات

مثبت نقطہ نظر کے باوجود، کئی خطرات توجہ کی ضمانت دیتے ہیں:

• بیرونی دباؤ:

جغرافیائی سیاسی کشیدگی، بشمول امریکہ - چین تجارتی تنازعات اور بھارت کے ساتھ علاقائی تنازعات، بیرونی قرضوں کی فراہمی کے ساتھ، غیر ملکی ذخائر کو دبا سکتے ہیں۔

گھریلو چیلنجز:

آمدنی کی کمزوری، گردش قرضہ، اور صنعتی پیداوار کی رکاوٹیں ساختی رکاوٹیں ہیں۔ مالیاتی اصلاحات کے نفاذ میں وفاقی بجٹ FY26 کی کامیابی اہم ہو گی۔

پالیسی کی غیر یقینی صورتحال:

اگرچہ پالیسی کی شرح میں مزید 10 فیصد تک کمی ممکن ہے، اسٹیٹ بینک کا محتاط موقف مضبوط میکرو اکنامک سپورٹ کے بغیر جارحانہ نرمی کے لیے محدود گنجائش تجویز کرتا ہے۔

روایتی اور اسلامی دونوں طبقوں کے لیے مالیاتی مارکیٹ کا مالیاتی نقطہ نظر محتاط رجحانیت پر مبنی ہے، جو گرتی ہوئی افراط زر، ایک لچکدار بیرونی کھاتہ، اور مانیٹری پالیسی میں نرمی کے ذریعے کارفرما ہے۔ ہماری حکمت عملی لچک پر زور دیتی ہے، جس میں مختصر مدت کے آلات اور سلیکیٹیو سکوک مختص کرنے پر توجہ دی گئی ہے تاکہ لیکویڈیٹی کو برقرار رکھتے ہوئے پیداوار کو بہتر بنایا جاسکے۔ مدت کا فعال طور پر انتظام کر کے، ڈیپازٹ کے سازگار سودوں پر گفت و شنید کر کے، اور میکرو اکنامک اور جیو پالیٹیکل پیش رفت کی نگرانی کر کے، ہمارا مقصد ایک ابھرتے ہوئے معاشی منظر نامے میں خطرات کو کم کرتے ہوئے مستحکم منافع فراہم کرنا ہے۔ جیسا کہ ہم مالی سال 26 میں آگے بڑھ رہے ہیں، مستقل بیرونی مدد کے ساتھ ساتھ نظم و ضبط کی مالی اور مالیاتی پالیسیاں، پاکستان کے معاشی استحکام کو برقرار رکھنے اور سرمایہ کاری کے مزید مواقع کو کھولنے میں اہم ثابت ہوں گی۔

فنڈ کی کارکردگی

مالی سال 25 کو ختم ہونے والے سال کے لیے، اسے بی ایل اسلامک سوورین فنڈ-I نے 13.16 فیصد کے بینچ مارک ریٹرن کے مقابلے میں شروع سے لے کر اب تک 14.37 فیصد ریٹرن پوسٹ کیا، جس نے بینچ مارک کو 121 bps سے پیچھے چھوڑ دیا ہے۔ سال کے دوران 30 جون 2025 تک خالص اثاثے 2,511.94 ملین تھے۔ جون 25 کے آخر میں، فنڈ کی سرکاری ضمانت شدہ سیکیورٹیز میں 2.46 فیصد، حکومت کی طرف سے گارنٹی شدہ سکوک میں 51.70 فیصد، اور اس کے اثاثوں کا 24.54 فیصد نقد میں رکھا گیا ہے۔

تک پہنچ گئیں، مستحکم شرح مبادلہ اور بڑھے ہوئے رسمی چینلز سے تقویت ملی۔ عالمی طلب کی رکاوٹوں کے باوجود برآمدات سالانہ 8.1 فیصد بڑھ کر 30.9 بلین امریکی ڈالر ہو گئیں، جب کہ ایس بی پی کے زر مبادلہ کے ذخائر جون 2025 تک بڑھ کر 14.51 بلین امریکی ڈالر تک پہنچ گئے، آئی ایم ایف کی ادائیگیوں کی تقسیم، موسمیاتی فنانسنگ، اور کثیر الجہتی رقوم بشمول متحدہ عرب امارات کی جانب سے 2 بلین امریکی ڈالر ڈپازٹ اور ورلڈ بینک فریم ورک سے 2 بلین امریکی ڈالر پارٹنر ڈپازٹ کے ذریعے تعاون کیا گیا۔

SBP کا ڈیٹا پر مبنی مانیٹری پالیسی کا موقف، وفاقی بجٹ FY26 (10 جون 2025 کو اعلان کیا گیا) میں بیان کردہ مالیاتی استحکام کے اقدامات کے ساتھ ٹیکس کی بنیاد کی توسیع اور ریاستی ملکیتی انٹرپرائز اصلاحات پر زور دیتا ہے۔ تاہم، چیلنجز جیسے کہ ریونیو موبلائزیشن، گردش قرضہ، اور بیرونی قرضوں کی سروسنگ برقرار ہے، جو عالمی جغرافیائی سیاسی تناؤ اور تجارتی رکاوٹوں کے باعث بنتے ہیں، جس سے جو کس خطرے کے انتظام کی ضرورت ہوتی ہے۔

اسلامک منی مارکیٹ اور فکسڈ انکم آؤٹ لک

اسلامی کرنسی مارکیٹ نے روایتی طبقہ کے رجحانات کی عکاسی کی ہے، جس میں شریعت کے مطابق آلات کی زبردست مانگ ہے۔ متغیر شرح حکومتی اجارہ سکوک نے نمایاں شرکت دیکھی، جون 2025 میں 50 بلین روپے کے ہدف کے مقابلے میں بولی میں 257.8 بلین روپے کے ساتھ رہی، حالانکہ صرف روپے 159.9 بلین کو قبول کیا گیا تھا۔ فکسڈ ریٹ اجارہ سکوک نے بھی زبردست دلچسپی حاصل کی، جس میں 75 بلین روپے کے ہدف کے مقابلے میں 94.5 بلین روپے بولی، 43.7 بلین بڑھائی گئی۔ یہ رجحانات گرتی ہوئی پیداوار اور مستحکم معاشی ماحول کے درمیان شریعہ کے مطابق آلات پر سرمایہ کاروں کے بڑھتے ہوئے اعتماد کی عکاسی کرتے ہیں۔

سرمایہ کاری کی حکمت عملی

• اسلامی آمدنی کا طبقہ

ہم طویل مدتی مقررہ شرح سکوک سے فلوٹنگ ریٹ سکوک میں منتقل ہو رہے ہیں۔ حکومتی اجارہ سکوک میں زیادہ سے زیادہ پیداوار پر فعال ٹریڈنگ منافع میں مزید اضافہ کرے گی۔

• اسلامک منی مارکیٹ سیگمنٹ

ریٹرن کو بڑھانے کے لیے حکومتی اجارہ سکوک میں زیادہ مختص کے ساتھ ایک جارحانہ انداز اپنایا جائے گا۔ تاہم، اسلامک کیش فنڈز کے لیے، ہم ایک قدامت پسندانہ موقف اپناتے ہیں، جس سے جی او پی اجارہ سکوک کی نمائش کو کم کرتے ہوئے لیکویڈٹی اور استحکام کو ترجیح دیتے ہیں۔

• خطرے کی تخفیف

ہم مارکیٹ کی حرکیات کو قریب سے مانیٹر کریں گے اور سرمایہ کاروں کے مینڈیٹ کے ساتھ صف بندی کو یقینی بناتے ہوئے شریعت کے مطابق لیکویڈٹی کی ضروریات کے ساتھ پیداوار کی اصلاح کو متوازن کرنے کے لیے مختص کو ایڈجسٹ کریں گے۔

اسٹیٹ بینک آف پاکستان (SBP) نے زیادہ تر مالی سال کے لیے سخت مانیٹری موقوفہ برقرار رکھا، 2024 کے آخر تک پالیسی ریٹ 22 فیصد پر برقرار رکھا۔ جیسے ہی افراط زر میں کمی آئی اور حقیقی شرح سود مثبت ہو گئی، SBP نے اپنا نرمی کا دور شروع کیا اور پالیسی ریٹ جو کہ سال کے آغاز میں 20.5 فیصد پر تھا، کو سال کے آغاز میں نیچے لایا گیا۔ جولائی تک 19.5 فیصد، ستمبر تک 17.5 فیصد، اور دسمبر تک 13.0 فیصد، جنوری تک 12.0 فیصد اور آخر کار مئی 2025 تک 11.0 فیصد ہو گیا اور سال کے آخر تک پالیسی کی شرح کو 11.00 فیصد تک لایا گیا۔ جون 2025 تک، SBP کے زرمبادلہ کے ذخائر 14.51 بلین امریکی ڈالر تھے، جو بیرونی کھاتوں کے استحکام کو خطرے میں ڈالے بغیر مزید نرمی میں مدد دینے کے لیے کافی بفر فراہم کرتے ہیں۔

مالی سال 25 کے دوران، اجارہ سکوک کی متغیر شرح میں قابل ذکر مارکیٹ کی شرکت دیکھی گئی کیونکہ کل شرکت 771 بلین روپے کے ہدف کے مقابلے میں 3,902 بلین روپے تھی۔ تاہم وزارت نے اجارہ سکوک کی متغیر شرح میں کل 1,275 بلین روپے کا قرضہ حاصل کیا۔ فکسڈ ریٹ اجارہ سکوک میں شرکت 1,266 بلین روپے رہی جبکہ Y1، Y3 اور Y5 مدت میں 760 بلین روپے کے ہدف کے مقابلے میں وزارت نے Y3، Y5 اور Y10 مدتوں میں 296 بلین روپے کا قرض لیا۔

میوچل فنڈ انڈسٹری کا جائزہ

مالی سال 2025 میں، اوپن اینڈ میوچل فنڈ انڈسٹری نے مضبوط نمونہ ریکارڈ کی، زیر انتظام اثاثہ جات (AUM) میں سال بہ سال 44.02 فیصد اضافہ ہوا، 2,677 بلین روپے سے 3,859 بلین روپے ہو گیا۔ کرنسی مارکیٹ فنڈز میں نمایاں آمد دیکھی گئی، روایتی اور اسلامی دونوں، جس میں سال بہ سال 578 بلین روپے (43.67 فیصد) اضافہ ہوا، جو 1,904 بلین روپے کے توازن تک پہنچ گیا۔ ایکویٹی مارکیٹ فنڈز، جو روایتی اور اسلامی دونوں زمروں پر مشتمل ہیں، نے بھی سال بہ سال 408 بلین روپے (98.98 فیصد) کی خاطر خواہ ترقی کا تجربہ کیا۔ یہ توسیع میکرو اکنامک حالات میں بہتری، سرمایہ کاروں کے مثبت جذبات اور کیپیٹل مارکیٹ کے سازگار نقطہ نظر کی وجہ سے ہوئی۔ تاہم، کیپیٹل پروٹیکٹڈ فنڈز اور شریعہ کمپلائنٹ فنڈ آف فنڈز میں بالترتیب 6,365 بلین روپے (10.28 فیصد) اور 716 بلین روپے (19.28 فیصد) سال بہ سال کمی دیکھی گئی۔

میکرو اکنامک بیک ڈراپ

FY25 کی مدت مہنگائی میں غیر معمولی کمی کے ساتھ نشان زد ہوئی ہے، جس میں اپریل 2025 میں کنزیومر پرائس انڈیکس (CPI) 0.28 فیصد YoY کی تاریخی کم ترین سطح پر گر گیا، اس سے پہلے کہ جون 2025 تک یہ 3.24 فیصد YoY پر معمولی اضافہ ہو، اس کے مقابلے میں جون میں 12.57 فیصد، سپلائی میں بہتری آئی۔ مستحکم بنیادی زمرے، اور سازگار بنیادی اثرات، بہتر میکرو اکنامک استحکام کی عکاسی کرتے ہیں۔ بنیادی افراط زر، جب کہ قدرے بلند ہوا، جون 2025 تک 6.9 فیصد (شہری) اور 8.6 فیصد (دیہی) تک ہر سال کم ہو گئی، جو قابل انتظام افراط زر کے دباؤ کا اشارہ ہے۔

بیرونی اکاؤنٹ نے چمک دکھائی ہے، مالی سال 25 میں کرنٹ اکاؤنٹ نے 2.1 بلین امریکی ڈالر کا مجموعی سرپلس پوسٹ کیا، جو کہ پچھلے سال کے 2.0 بلین امریکی ڈالر خسارے سے نمایاں بہتری ہے۔ مزدوروں کی ترسیلات زر جون 2025 تک بڑھ کر 38.3 بلین امریکی ڈالر (+26.4% YoY)

امریکی ڈالر تک پہنچ گئی، جو کہ مالی سال 24 میں 30.25 بلین امریکی ڈالر تھی۔ PKR انٹربینک اور اوپن مارکیٹ دونوں میں کافی حد تک مستحکم رہا، بہتر ریزرو بفرز اور قیاس آرائیوں میں کمی کی عکاسی کرتا ہے۔ زرمبادلہ کے ذخائر پورے مالی سال 25 کے دوران اوپر کی طرف بڑھتے رہے۔ کل ذخائر جون 2024 میں 13.99 بلین امریکی ڈالر سے جون 2025 تک بڑھ کر 19.27 بلین امریکی ڈالر تک پہنچ گئے، جبکہ اسٹیٹ بینک کے اپنے ذخائر 9.39 بلین امریکی ڈالر سے بڑھ کر 14.51 بلین امریکی ڈالر ہو گئے۔ اس بہتری کی بنیاد کثیر الجہتی آمد کے ذریعے ہوئی۔ بشمول 29 اپریل 2025 کو منظور شدہ IMF SBA کی حتمی قسط۔ دو طرفہ تعاون اور مارکیٹ کے بہتر جذبات کے ساتھ۔ ریزرو کی تعمیر سے اعتماد اور بیرونی شعبے کی لچک کو مزید تقویت ملی۔

مالیاتی طرف، فیڈرل بورڈ آف ریونیو (ایف بی آر) نے 11.72 ٹریلین روپے کی عارضی وصولیوں کی اطلاع دی، جو ٹیکس انتظامیہ میں اصلاحات اور معاشی رسمیت کی مسلسل رفتار کو ظاہر کرتا ہے۔ حکومت نے جون 2025 میں مالی سال 26 کا وفاقی بجٹ بھی پیش کیا، جس میں ریونیو میں توسیع، اخراجات کے نظم و ضبط، اور IMF کے معیارات کے ساتھ صف بندی پر زور دیا گیا تھا۔ جو اگلے توسیعی فنڈ سہولت (EFF) پروگرام کی بنیاد رکھتا ہے۔

وقفے وقفے سے عالمی اتار چڑھاؤ کے باوجود۔ خاص طور پر ایران۔ اسرائیل تنازعہ اور امریکی سیاسی پیش رفت کے تحت نئے ٹیرف کی غیر یقینی صورتحال سے پیدا ہونے والے۔ عالمی اجناس اور تیل کی قیمتیں غیر مستحکم رہیں لیکن عام طور پر نیچے کی طرف چلی گئیں۔ اس بیرونی نرمی نے پاکستان کی افراط زر پر قابو پانے اور کرنٹ اکاؤنٹ خسارے کو کم کرنے میں معاون کردار ادا کیا۔ سیاسی تسلسل اور بہتر طرز حکمرانی کے ساتھ مل کر، ان رجحانات نے ایک زیادہ مستحکم معاشی ماحول میں حصہ ڈالا، جس سے ایکویٹی اور فلکسڈ انکم مارکیٹس میں مارکیٹ کے جذبات کو مضبوط بنانے میں مدد ملی اور ساتھ ہی ساتھ زیادہ سازگار کاروباری ماحول کو بھی سپورٹ کیا۔

خلاصہ طور پر، مالی سال 25 ایک اہم موڑ تھا، جس کی خصوصیت میکرو اکنامک استحکام، کرنٹ اکاؤنٹ سرپلسز میں واپسی، افراط زر میں نرمی، اور مالیاتی نرمی کا آغاز تھا۔ اس سال رکھی گئی بنیاد درمیانی مدت کی نمو کے لیے ایک معاون پلیٹ فارم فراہم کرتی ہے، مستقل اصلاحات کے نفاذ اور مسلسل عالمی مالیاتی معاونت پر مشتمل ہے۔

اسلامی منی مارکیٹ کا جائزہ

FY2025 پاکستان کے مالیاتی ماحول کے لیے ایک اہم موڑ کی حیثیت رکھتا ہے، جو کہ تیزی سے کمی، مالیاتی نرمی، اور بہتر میکرو اکنامک انڈیکسز کے ذریعے کارفرما ہے۔ کنزیومر پرائس انڈیکس (CPI) کی اوسطاً 4.61 فیصد YoY، جو کہ FY2024 میں 23.9 فیصد سے نمایاں طور پر کم ہے، بنیادی طور پر سازگار بنیادی اثرات، کموڈٹی کی عالمی قیمتوں میں کمی، اور گھریلو خوراک اور توانائی کی سپلائی میں بہتری کی وجہ سے۔ سال کے ابتدائی حصے کے دوران افراط زر میں اہم کردار ادا کرنے والے خوراک، ٹرانسپورٹ اور رہائش کے شعبے تھے۔ تاہم، دوسرے ہاف میں دباؤ میں تیزی سے کمی آئی۔

مینجمنٹ کمپنی کے ڈائریکٹرز کی رپورٹ

اے بی ایل اسلامک سوورین فنڈ (اے بی ایل - آئی ایس ایس ایف) کی انتظامیہ کمپنی، اے بی ایل ایسٹ مینجمنٹ کمپنی لمیٹڈ کے بورڈ آف ڈائریکٹرز 30 جون، 2025 کو ختم ہونے والے سال کے لئے اے بی ایل اسلامک سوورین فنڈ کے آڈٹ شدہ فنانشل اسٹیٹمنٹ پیش کرنے پر خوشی محسوس کرتے ہیں۔

اقتصادی کارکردگی کا جائزہ

مالی سال 2025 نے پاکستان کی میکرو اکنامک رفتار میں ایک فیصلہ کن موڑ کا نشان لگایا، جس کی بنیاد پالیسی میں استحکام، آئی ایم ایف کے اسٹینڈ بائی انتظامات کی کامیاب تکمیل، اور ساختی اصلاحات پر مسلسل توجہ دی گئی۔ یہ سال گرتی ہوئی افراط زر، مالیاتی نرمی کی طرف تبدیلی، اور بیرونی کھاتوں کے استحکام میں قابل ذکر بہتری کے ساتھ نمایاں تھا۔ یہ سب کچھ سیاسی جذبات کو بہتر بنانے کے پس منظر میں تھا اور اس میں اشیاء کی عالمی قیمتیں شامل تھیں۔

مالی سال 25 میں پاکستان کی حقیقی جی ڈی پی میں 2.68 فیصد اضافہ ہوا، مالی سال 24 میں ریکارڈ کی گئی (عارضی) 2.51 فیصد نمو سے قدرے زیادہ، ایک معمولی لیکن وسیع البنیاد اقتصادی بحالی کا اشارہ ہے۔ سیکٹر کے لحاظ سے کارکردگی نے ملے جلے رجحانات دکھائے: زرعی شعبہ، مالی سال 24 میں 6.4 فیصد کی غیر معمولی نمو کے بعد، بنیادی اثرات اور موسمی چیلنجوں کی وجہ سے مالی سال 25 میں 0.56 فیصد تک اعتماد پر آگیا۔ صنعتی شعبے نے مضبوطی سے ترقی کی، مالی سال 25 میں 4.77 فیصد نمو ریکارڈ کی جو پچھلے سال میں 1.37 فیصد کی کمی تھی، جو توانائی کی بہتر دستیابی اور پالیسی سپورٹ کی عکاسی کرتی ہے۔ خدمات کے شعبے نے بھی رفتار حاصل کی، مالیاتی خدمات، تجارت اور عوامی انتظامیہ کے تعاون سے مالی سال 24 میں 2.19 فیصد کے مقابلے میں مالی سال 25 میں 2.91 فیصد اضافہ ہوا۔

مہنگائی کا دباؤ، جبکہ سال کے آغاز میں بلند ہوا، وقت کے ساتھ تیزی سے کم ہوا اور اس سال نیچے کی طرف رہا، کنزیومر پرائس انڈیکس (سی پی آئی) مالی سال 25 میں اوسطاً 4.61 فیصد رہا جبکہ مالی سال 24 میں یہ 23.9 فیصد تھا۔ پالیسی ریٹ جو کہ مالی سال کے آغاز میں 20.5 فیصد پر تھا، آہستہ آہستہ جولائی تک 19.5 فیصد، اکتوبر تک 17.5 فیصد اور دسمبر تک 13.0 فیصد تک لایا گیا۔ مسلسل کمی اور بہتر بیرونی استحکام کے ساتھ، مرکزی بینک نے مارچ تک شرح کو مزید کم کر کے 12.0 فیصد کر دیا اور آخر کار مئی 2025 تک 11.0 فیصد کر دیا، مالی سال کے آخر تک اسے اسی سطح پر برقرار رکھا۔ یہ مجموعی 950bps نرمی میکرو اکنامک استحکام میں بڑھتے ہوئے اعتماد کی عکاسی کرتی ہے اور گزشتہ سخت پالیسی کے موقف سے فیصلہ کن تبدیلی کی نشاندہی کرتی ہے۔

بیرونی کھاتوں کی کارکردگی خاصی مضبوط رہی، کرنٹ اکاؤنٹ نے مالی سال 25 میں 2.1 بلین امریکی ڈالر کا مجموعی سرپلس پوسٹ کیا جو پچھلے سال کی اسی مدت میں 2.07 بلین امریکی ڈالر کا خسارہ تھا۔ اس بہتری کو زبردست ترسیلات زر کی وجہ سے مدد ملی، جو مالی سال 25 میں بڑھ کر 38.3 بلین



ABL Asset Management

Discover the potential

For Information on ABL AMC's Funds, please visit



www.ablamc.com

or



0800-22526

or visit any Allied Bank Branch