

Ref. No. ABL AMC /PSX/BOD Meeting-81/Notice - 01  
 October 15, 2024

The General Manager  
 Pakistan Stock Exchange Limited  
 Stock Exchange Building  
 Stock Exchange Road  
 Karachi

**Financial Results of ABL Income Fund (ABL - IF)  
 For the Quarter Ended September 30, 2024**

Dear Sir,

We are pleased to inform you that the Board of Directors of ABL Asset Management Company Limited (ABL AMCL), the Management Company of ABL Income Fund (ABL - IF), in their meeting held on Tuesday, October 15, 2024 at 11:00 a.m. at ABL's Board Room, situated at ABL Head Office, 3-Tipu Block New Garden Town, Lahore, has approved the condensed interim financial information (un-audited) of ABL Income Fund (ABL - IF) for the quarter ended September 30, 2024 and recommended the following.

- |       |   |         |
|-------|---|---------|
| i )   | <b>Cash dividend</b>  | Rs. Nil |
| ii )  | <b>Bonus issue</b>  | Nil     |
| iii ) | <b>Right issue</b>  | Nil     |
| iv )  | <b>The financial results of the ABL Income Fund are as follows:</b> |         |

|  | <b>For the Quarter ended September 30,</b> |                |
|--|--|----------------|
|  | <b>2024</b>                                | <b>2023</b>    |
|  | ----- (Rupees in '000) -----               |                |
| <b>INCOME</b>  |  |                |
| Income from government securities  | 61,971                                     | 10,748         |
| Income from term finance certificates and sukuk  | 45,472                                     | 61,009         |
| Income from reverse repo   | -  | 64,769         |
| Profit on savings accounts   | 34,695                                     | 48,455         |
| Other Income   | 1,540                                      | -              |
|  | <u>143,678</u>                             | <u>184,981</u> |
| Gain / (loss) on sale of investments - net   | 34,452                                     | (310)          |
| Net unrealised appreciation / (diminution) on re-measurement of investments<br>classified as 'financial assets at fair value through profit or loss' - net | 3,962                                      | (1,392)        |
|  | <u>38,414</u>                              | <u>(1,702)</u> |
| <b>Total Income</b>  | <u>182,092</u>                             | <u>183,279</u> |
| <b>EXPENSES</b>  |  |                |
| Remuneration of ABL Asset Management Company Limited - Management Company  | 7,106                                      | 4,611          |
| Punjab sales tax on the Management Company's remuneration  | 1,137                                      | 738            |
| Accounting and operational charges   | -  | 3,596          |
| Selling and marketing expense  | -  | 1,383          |
| Remuneration of Central Depository Company of Pakistan Limited - Trustee   | 537  | 692            |
| Sindh sales tax on remuneration of the Trustee   | 81   | 90             |
| Annual fee to the Securities and Exchange Commission of Pakistan Limited   | 537  | 692            |
| Securities transaction costs   | 696  | 17             |
| Bank charges   | 31   | -              |
| Auditors' remuneration   | 187  | 162            |
| Printing charges   | 44   | 50             |
| Legal and professional charges   | -  | 110            |
| Annual listing fee   | -  | 31             |
| Annual rating fee  | 360  | -              |
| <b>Total operating expenses</b>  | <u>10,716</u>                              | <u>12,172</u>  |
| <b>Net income for the period before taxation</b>   | <u>171,376</u>                             | <u>171,107</u> |
| Taxation   | -  | -              |
| <b>Net income for the period after taxation</b>  | <u>171,376</u>                             | <u>171,107</u> |
| Other comprehensive income for the period  | -  | -              |
| <b>Total comprehensive income for the period</b>   | <u>171,376</u>                             | <u>171,107</u> |
| <b>Allocation of net income for the period:</b>  |  |                |
| Net income for the period after taxation   | 171,376                                    | 171,107        |
| Income already paid on units redeemed  | (13,529)                                   | (35,656)       |
|  | <u>157,847</u>                             | <u>135,451</u> |
| <b>Accounting income available for distribution:</b>   |  |                |
| -Relating to capital gains   | 38,414                                     | -              |
| -Excluding capital gains   | 119,433                                    | 135,451        |
|  | <u>157,847</u>                             | <u>135,451</u> |

This condensed interim financial information (un-audited) of ABL Income Fund can be accessed through ABL AMC web site i.e. [www.ablfunds.com](http://www.ablfunds.com).

Yours truly

  
 Saqib Matin  
 Chief Financial Officer & Company Secretary

Ref. No. ABL AMC /PSX/BOD Meeting-81/Notice - 02  
 October 15, 2024

The General Manager  
 Pakistan Stock Exchange Limited  
 Stock Exchange Building  
 Stock Exchange Road  
 Karachi

**Financial Results of ABL Stock Fund (ABL - SF)  
 For the Quarter Ended September 30, 2024**

Dear Sir,

We are pleased to inform you that the Board of Directors of ABL Asset Management Company Limited (ABL AMCL), the Management Company of ABL Stock Fund (ABL - SF), in their meeting held on Tuesday, October 15, 2024 at 11:00 a.m. at ABL's Board Room, situated at ABL Head Office, 3-Tipu Block New Garden Town, Lahore, has approved the condensed interim financial information (un-audited) of ABL Stock Fund (ABL - SF) for the quarter ended September 30, 2024 and recommended the following.

- i) **Cash dividend** Rs. Nil  
 ii) **Bonus issue** Nil  
 iii) **Right issue** Nil  
 iv) **The financial results of the ABL Stock Fund are as follows:**

|   | For the Quarter ended September 30, |         |
|---|-------------------------------------|---------|
|   | 2024                                | 2023    |
|   | (Rupees in '000)                    |         |
| <b>INCOME</b>   |                                     |         |
| Dividend income   | 66,535                              | 54,029  |
| Profit on bank deposits   | 6,178                               | 2,909   |
|   | 72,713                              | 56,938  |
| Capital gain on sale of investments - net   | 56,085                              | 136,800 |
| Unrealised (diminution) / appreciation on remeasurement of investments classified as financial assets 'at fair value through profit or loss' - held for trading - net | (45,863)                            | 115,658 |
|   | 10,222                              | 252,458 |
| <b>Total Income</b>   | 82,935                              | 309,396 |
| <b>EXPENSES</b>   |                                     |         |
| Remuneration of ABL Asset Management Company Limited - Management Company   | 25,416                              | 11,777  |
| Punjab sales tax on the Management Company's remuneration   | 4,067                               | 1,884   |
| Accounting and operational charges  | 377                                 | 588     |
| Selling and marketing expense   | 5,275                               | 8,232   |
| Remuneration of Central Depository Company of Pakistan Limited - Trustee  | 1,139                               | 840     |
| Sindh sales tax on remuneration of the Trustee  | 171                                 | 109     |
| Annual fee to the Securities and Exchange Commission of Pakistan Limited  | 843                                 | 559     |
| Brokerage and securities transaction costs  | 3,643                               | 3,240   |
| Legal and professional charges  | -                                   | 250     |
| Auditors' remuneration  | 228                                 | 165     |
| Printing charges  | 45                                  | 50      |
| Listing fee   | -                                   | 31      |
| Settlement and bank charges   | 242                                 | 188     |
| <b>Total operating expenses</b>   | 41,446                              | 27,913  |
| <b>Net income for the period before taxation</b>  | 41,489                              | 281,483 |
| Taxation  | -                                   | -       |
| <b>Net income for the period after taxation</b>   | 41,489                              | 281,483 |
| Other comprehensive income for the period   | -                                   | -       |
| <b>Total comprehensive loss for the period</b>  | 41,489                              | 281,483 |
| <b>Allocation of net income for the period:</b>   |                                     |         |
| Net income for the period after taxation  | 41,489                              | 281,483 |
| Income already paid on units redeemed   | (1,025)                             | -       |
|   | 40,464                              | 281,483 |
| <b>Accounting income available for distribution:</b>  |                                     |         |
| -Relating to capital gains  | 10,222                              | 252,458 |
| -Excluding capital gain   | 30,242                              | 29,025  |
|   | 40,464                              | 281,483 |

This condensed interim financial information (un-audited) of ABL Stock Fund can be accessed through ABL AMC web site i.e. [www.ablfunds.com](http://www.ablfunds.com).

Yours truly



**Saqib Matin**  
 Chief Financial Officer & Company Secretary

Ref. No. ABL AMC /PSX/BOD Meeting-81/Notice - 03  
October 15, 2024

The General Manager  
Pakistan Stock Exchange Limited  
Stock Exchange Building  
Stock Exchange Road  
Karachi

**Financial Results of ABL Cash Fund (ABL - CF)  
For the Quarter Ended September 30, 2024**

Dear Sir,

We are pleased to inform you that the Board of Directors of ABL Asset Management Company Limited (ABL AMCL), the Management Company of ABL Cash Fund (ABL - CF), in their meeting held on Tuesday, October 15, 2024 at 11:00 a.m. at ABL's Board Room, situated at ABL Head Office, 3-Tipu Block New Garden Town, Lahore, has approved the condensed interim financial information (un-audited) of ABL Cash Fund (ABL - CF) for the quarter ended September 30, 2024 and recommended the following.

- i) Cash dividend  
ii) Bonus issue  
iii) Right issue  
iv) The financial results of the ABL Cash Fund are as follows:

Rs. Nil  
Nil  
Nil

For the Quarter ended September 30,  
2024 2023  
----- (Rupees in '000) -----

**INCOME**

Income from government securities  
Income from commercial papers  
Income from certificate of investment  
Income from letters of placement  
Income from short term sukus  
Income from term deposit receipt  
Profit on savings accounts

| 2024      | 2023      |
|-----------|-----------|
| 3,082,097 | 1,278,133 |
| -         | -         |
| -         | -         |
| 78,879    | 259,821   |
| 72,128    | 54,082    |
| -         | 89,225    |
| 152,271   | 636,280   |
| 3,385,375 | 2,317,541 |

(Loss) / gain on sale of investments - net  
Unrealised (diminution) / appreciation on re-measurement of investments  
classified as 'financial assets at fair value through profit or loss' - net

|           |           |
|-----------|-----------|
| 157,636   | (9,326)   |
| 249,502   | (86)      |
| 407,138   | (9,412)   |
| 3,792,513 | 2,308,129 |

**Total Income**

**EXPENSES**

Remuneration of ABL Asset Management Company Limited - Management Company  
Punjab Sales Tax on remuneration of Management Company  
Accounting and operational charges  
Selling and marketing expense  
Remuneration of Central Depository Company of Pakistan Limited - Trustee  
Sindh Sales Tax on remuneration of Trustee  
Annual fee to the Securities and Exchange Commission of Pakistan  
Securities transaction costs  
Settlement and bank charges  
Auditors' remuneration  
Legal and professional charges  
Printing charges  
Listing fee  
Rating fee

|         |         |
|---------|---------|
| 218,361 | 51,485  |
| 34,938  | 8,238   |
| -       | 41,591  |
| -       | 32,929  |
| 9,608   | 5,663   |
| 1,440   | 736     |
| 13,102  | 7,723   |
| 2,836   | 3,643   |
| 198     | 131     |
| 228     | 160     |
| -       | 220     |
| 50      | 45      |
| -       | 31      |
| 302     | 339     |
| 281,063 | 152,934 |

**Total operating expenses**  
**Net income for the period before taxation**

|           |           |
|-----------|-----------|
| 3,511,450 | 2,155,195 |
|-----------|-----------|

Taxation

|   |   |
|---|---|
| - | - |
|---|---|

**Net income for the period after taxation**

|           |           |
|-----------|-----------|
| 3,511,450 | 2,155,195 |
|-----------|-----------|

Other comprehensive income for the period

|   |   |
|---|---|
| - | - |
|---|---|

**Total comprehensive income for the period**

|           |           |
|-----------|-----------|
| 3,511,450 | 2,155,195 |
|-----------|-----------|

**Allocation of net income for the period:**

Net income for the period after taxation  
Income already paid on units redeemed

|           |           |
|-----------|-----------|
| 3,511,450 | 2,155,195 |
| (270,417) | (455,245) |
| 3,241,032 | 1,699,950 |

**Accounting income available for distribution:**

-Relating to capital gains  
-Excluding capital gains

|           |           |
|-----------|-----------|
| 407,138   | -         |
| 2,833,895 | 1,699,950 |
| 3,241,032 | 1,699,950 |

This condensed interim financial information (un-audited) of ABL Cash Fund can be accessed through ABL AMC web site i.e. www.ablfunds.com.

Yours truly

  
Saqib Matin  
Chief Financial Officer & Company Secretary

Ref. No. ABL AMC /PSX/BOD Meeting-81/Notice - 04  
 October 15, 2024

The General Manager  
 Pakistan Stock Exchange Limited  
 Stock Exchange Building  
 Stock Exchange Road  
 Karachi

**Financial Results of ABL Islamic Income Fund (ABL -IIF)  
 For the Quarter Ended September 30, 2024**

Dear Sir,

We are pleased to inform you that the Board of Directors of ABL Asset Management Company Limited (ABL AMCL), the Management Company of ABL Islamic Income Fund (ABL - IIF), in their meeting held on Tuesday, October 15, 2024 at 11:00 a.m. at ABL's Board Room, situated at ABL Head Office, 3-Tipu Block New Garden Town, Lahore, has approved the condensed interim financial information (un-audited) of ABL Islamic Income Fund (ABL - IIF) for the quarter ended September 30, 2024 and recommended the following.

- |       |   |         |
|-------|---|---------|
| i )   | <b>Cash dividend</b>  | Rs. Nil |
| ii )  | <b>Bonus issue</b>  | Nil     |
| iii ) | <b>Right issue</b>  | Nil     |
| iv )  | <b>The financial results of the ABL Islamic Income Fund are as follows:</b> |         |

**INCOME**

Income from certificates of modaraba  
 Income from GoP and corporate sukuk certificates  
 Profit on savings accounts

Gain on sale of investments - net  
 Unrealised appreciation on re-measurement of investments classified  
 as financial assets 'at fair value through profit or loss' - net

**Total Income**

**EXPENSES**

Remuneration of ABL Asset Management Company Limited - Management Company  
 Punjab / Sindh sales tax on remuneration of Management Company  
 Reimbursement of operational expenses to the Management Company  
 Selling and marketing expenses  
 Remuneration of Central Depository Company of Pakistan Limited - Trustee  
 Sindh sales tax on remuneration of Trustee  
 Annual fee - Securities and Exchange Commission of Pakistan  
 Auditors' remuneration  
 Printing charges  
 Annual rating fee  
 Annual listing fee  
 Legal and professional charges  
 Shariah advisory fee  
 Bank and settlement charges  
 Securities transaction cost

**Total operating expenses**

**Net income for the period before taxation**

Taxation

**Net income for the period after taxation**

Other comprehensive income for the period

**Total comprehensive income for the period**

**Allocation of net income for the period:**

Net income for the period after taxation  
 Income already paid on units redeemed

**Accounting income available for distribution:**

-Relating to capital gains  
 -Excluding capital gains

For the Quarter ended September 30,  
 2024 2023  
 ----- (Rupees in '000) -----

|         |         |
|---------|---------|
| -       | -       |
| 18,774  | 33,010  |
| 28,637  | 16,498  |
| 47,411  | 49,508  |
| 621     | 112     |
| 1,700   | 1,917   |
| 2,321   | 2,029   |
| 49,732  | 51,537  |
| 1,440   | 2,534   |
| 230     | 405     |
| -       | 257     |
| -       | 385     |
| 214     | 193     |
| 32      | 25      |
| 214     | 193     |
| 186     | 167     |
| 51      | 50      |
| 302     | 337     |
| -       | 31      |
| -       | 220     |
| 124     | 90      |
| -       | 1       |
| 82      | 11      |
| 2,875   | 4,899   |
| 46,857  | 46,638  |
| -       | -       |
| 46,857  | 46,638  |
| -       | -       |
| 46,857  | 46,638  |
| 46,857  | 46,638  |
| (4,858) | (6,486) |
| 41,999  | 40,152  |
| 2,321   | 2,029   |
| 39,678  | 38,123  |
| 41,999  | 40,152  |

This condensed interim financial information (un-audited) of ABL Islamic Income Fund can be accessed through ABL AMC web site i.e. www.ablfunds.com.

Yours truly

  
**Saqib Matin**  
 Chief Financial Officer & Company Secretary



Ref. No. ABL AMC /PSX/BOD Meeting-81/Notice - 06  
 October 15, 2024

The General Manager  
 Pakistan Stock Exchange Limited  
 Stock Exchange Building  
 Stock Exchange Road  
 Karachi

**Financial Results of ABL Islamic Stock Fund (ABL - ISF)  
 For the Quarter Ended September 30, 2024**

Dear Sir,

We are pleased to inform you that the Board of Directors of ABL Asset Management Company Limited (ABL AMCL), the Management Company of ABL Islamic Stock Fund (ABL - ISF), in their meeting held on Tuesday, October 15, 2024 at 11:00 a.m. at ABL's Board Room, situated at ABL Head Office, 3-Tipu Block New Garden Town, Lahore, has approved the condensed interim financial information (un-audited) of ABL Islamic Stock Fund (ABL - ISF) for the quarter ended September 30, 2024 and recommended the following.

- |       |  |         |
|-------|--|---------|
| i )   | <b>Cash dividend</b>   | Rs. Nil |
| ii )  | <b>Bonus issue</b>   | Nil     |
| iii ) | <b>Right issue</b>   | Nil     |
| iv )  | <b>The financial results of the ABL Islamic Stock Fund are as follows:</b> |         |

**INCOME**

Profit on deposits with banks  
 Dividend income

Capital gain on sale of equity investments - net

Unrealised (diminution) / appreciation on re-measurement of investments classified as 'financial assets at fair value through profit or loss'

**Total income**

**EXPENSES**

Remuneration of ABL Asset Management Company Limited - Management Company

Punjab sales tax on the Management Company's remuneration

Accounting and operational charges

Selling and marketing expense

Remuneration of Digital Custodian Company Limited - Trustee

Sindh sales tax on remuneration of the Trustee

Annual fee to the Securities and Exchange Commission of Pakistan Limited

Securities transaction costs

Auditors' remuneration

Annual listing fee

Shariah advisory fee

Printing charges

Bank charges

Legal and professional charges

Settlement and Other charges

**Total operating expenses**

**Net (loss) / income for the period before taxation**

Taxation

**Net (loss) / income for the period after taxation**

Other comprehensive income for the period

**Total comprehensive (loss) / income for the period**

**Allocation of net income for the period:**

Net income for the period after taxation

Income already paid on units redeemed

**Accounting income available for distribution:**

-Relating to capital gains

-Excluding capital loss

**For the Quarter ended September 30,  
 2024 2023**  
 ----- (Rupees in '000) -----

|          |          |
|----------|----------|
| 2,841    | 1,104    |
| 27,251   | 11,734   |
| 30,092   | 12,838   |
| 29,034   | 48,431   |
| (50,911) | 56,653   |
| (21,877) | 105,084  |
| 8,215    | 117,922  |
| 10,462   | 5,813    |
| 1,674    | 930      |
| -        | 290      |
| -        | 4,065    |
| 336      | 271      |
| 50       | 35       |
| 401      | 276      |
| 1,527    | 1,591    |
| 228      | 176      |
| -        | 31       |
| 113      | 90       |
| 46       | 46       |
| 0        | 98       |
| -        | 86       |
| 253      | 356      |
| 15,090   | 14,155   |
| (6,874)  | 103,767  |
| -        | -        |
| (6,874)  | 103,767  |
| -        | -        |
| (6,874)  | 103,767  |
| -        | 103,767  |
| -        | (27,731) |
| -        | 76,036   |
| -        | 105,084  |
| -        | (29,048) |
| -        | 76,036   |

This condensed interim financial information (un-audited) of ABL Islamic Stock Fund can be accessed through ABL AMC web site i.e. [www.ablfunds.com](http://www.ablfunds.com).

Yours truly

  
 Saqib Matin  
 Chief Financial Officer & Company Secretary

Ref. No. ABL AMC /PSX/BOD Meeting-81 /Notice - 07

October 15, 2024

The General Manager  
Pakistan Stock Exchange Limited  
Stock Exchange Building  
Stock Exchange Road; Karachi

**Financial Results of ABL Islamic Financial Planning Fund (ABL - IFPF)  
For the Quarter Ended September 30, 2024**

Dear Sirs,

We are pleased to inform you that the Board of Directors of ABL Asset Management Company Limited (ABL AMCL), the Management Company of ABL Islamic Financial Planning Fund (ABL-IFPF), in their meeting held on Tuesday, October 15, 2024 at 11:00 a.m. at ABL's Board Room, situated at ABL Head Office, 3-Tipu Block New Garden Town, Lahore, has approved the condensed interim financial information (un-audited) of ABL Islamic Financial Planning Fund (ABL - IFPF) for the quarter ended September 30, 2024 and recommended the following.

- |       |   |         |
|-------|---|---------|
| i )   | <b>Cash dividend</b>  | Rs. Nil |
| ii )  | <b>Bonus issue</b>  | Nil     |
| iii ) | <b>Right issue</b>  | Nil     |
| iv )  | <b>The financial results of the ABL Islamic Financial Planning Fund are as follows:</b> |         |

The financial results of the Company are annexed as per 'Annexure A'.

This condensed interim financial information (un-audited) of ABL Islamic Financial Planning Fund can be accessed through ABL AMCL's web site i.e. [www.ablfunds.com](http://www.ablfunds.com)

Yours truly



**Saqib Matin**  
Chief Financial Officer & Company Secretary

11

For the quarter ended September 30, 2024

|   | Active Allocation Plan | Aggressive Allocation Plan | Conservative Allocation Plan | Strategic Allocation Plan | Strategic Allocation Plan III | Capital Preservation Plan I | Capital Preservation Plan II | Total    |
|---|------------------------|----------------------------|------------------------------|---------------------------|-------------------------------|-----------------------------|------------------------------|----------|
| (Rupees in '000)  |                        |                            |                              |                           |                               |                             |                              |          |
| <b>INCOME</b>   |                        |                            |                              |                           |                               |                             |                              |          |
| Profit on savings accounts  | 22                     | 2                          | 1,280                        | 22                        | 23                            | 29                          | 46                           | 1,424    |
| Dividend income   | 602                    | -                          | 69,326                       | 114                       | 1                             | 7,349                       | 897                          | 78,289   |
|   | 624                    | 2                          | 70,606                       | 136                       | 24                            | 7,378                       | 943                          | 79,713   |
| (Loss) / gain on sale of investments - net  | (172)                  | (2)                        | 7,563                        | (32)                      | (24)                          | (19)                        | (8)                          | 7,306    |
| Unrealised (diminution) / appreciation on re-measurement of investments classified as fair value through profit or loss - net | (695)                  | (3)                        | 3,190                        | (204)                     | (88)                          | (665)                       | (108)                        | 1,427    |
|   | (867)                  | (5)                        | 10,753                       | (236)                     | (112)                         | (684)                       | (116)                        | 8,733    |
| <b>Total (loss) / income</b>  | (243)                  | (3)                        | 81,359                       | (100)                     | (88)                          | 6,694                       | 827                          | 88,446   |
| <b>EXPENSES</b>   |                        |                            |                              |                           |                               |                             |                              |          |
| Remuneration of ABL Asset Management Company Limited - Management Company   | 4                      | -                          | 134                          | 3                         | 3                             | 4                           | 7                            | 155      |
| Punjab Sales Tax on remuneration of the Management Company  | 1                      | -                          | 21                           | -                         | 1                             | 1                           | 1                            | 25       |
| Remuneration of Digital Custodian Company Limited - Trustee   | 17                     | -                          | 357                          | 5                         | 2                             | 35                          | 7                            | 423      |
| Sindh Sales Tax on remuneration of Trustee  | 3                      | -                          | 54                           | 1                         | -                             | 5                           | 1                            | 64       |
| Annual fee to the Securities and Exchange Commission of Pakistan  | 18                     | -                          | 429                          | 5                         | 2                             | 52                          | 8                            | 514      |
| Auditors' remuneration  | 4                      | -                          | 100                          | -                         | -                             | 20                          | 14                           | 138      |
| Printing charges  | 2                      | -                          | 36                           | -                         | -                             | 7                           | 5                            | 50       |
| Shariah advisory fee  | 3                      | -                          | 69                           | 1                         | -                             | 8                           | 1                            | 82       |
| <b>Total operating expenses</b>   | 52                     | -                          | 1,200                        | 15                        | 8                             | 132                         | 44                           | 1,451    |
| <b>Net (loss) / income for the period before taxation</b>   | (295)                  | (3)                        | 80,159                       | (115)                     | (96)                          | 6,562                       | 783                          | 86,995   |
| Taxation  | -                      | -                          | -                            | -                         | -                             | -                           | -                            | -        |
| <b>Net (loss) / income for the period after taxation</b>  | (295)                  | (3)                        | 80,159                       | (115)                     | (96)                          | 6,562                       | 783                          | 86,995   |
| Other comprehensive income  | -                      | -                          | -                            | -                         | -                             | -                           | -                            | -        |
| <b>Total comprehensive (loss) / income for the period</b>   | (295)                  | (3)                        | 80,159                       | (115)                     | (96)                          | 6,562                       | 783                          | 86,995   |
| <b>Earnings per unit</b>  |                        |                            |                              |                           |                               |                             |                              |          |
| <b>Allocation of net income for the period:</b>   |                        |                            |                              |                           |                               |                             |                              |          |
| Net income for the period after taxation  | -                      | -                          | 80,159                       | -                         | -                             | 6,562                       | 783                          | 87,504   |
| Income already paid on units redeemed   | -                      | -                          | (13,626)                     | -                         | -                             | (21)                        | -                            | (13,647) |
|   | -                      | -                          | 66,533                       | -                         | -                             | 6,541                       | 783                          | 73,857   |
| <b>Accounting income available for distribution:</b>  |                        |                            |                              |                           |                               |                             |                              |          |
| - Relating to capital gains   | -                      | -                          | 10,753                       | -                         | -                             | -                           | -                            | 10,753   |
| - Excluding capital gains   | -                      | -                          | 69,406                       | -                         | -                             | 6,562                       | 783                          | 76,242   |
|   | -                      | -                          | 80,159                       | -                         | -                             | 6,562                       | 783                          | 86,995   |

| For the quarter ended September 30, 2023   |                            |                              |                           |                               |                             |                              |                |
|--|----------------------------|------------------------------|---------------------------|-------------------------------|-----------------------------|------------------------------|----------------|
| Active Allocation Plan   | Aggressive Allocation Plan | Conservative Allocation Plan | Strategic Allocation Plan | Strategic Allocation Plan III | Capital Preservation Plan I | Capital Preservation Plan II | Total          |
| (Rupees in '000)   |                            |                              |                           |                               |                             |                              |                |
| <b>INCOME</b>  |                            |                              |                           |                               |                             |                              |                |
| Profit on savings accounts   | 7                          | 7                            | 1,249                     | 33                            | 30                          | 352                          | 2,059          |
| Dividend income  | 1,721                      | 10                           | 120,093                   | 340                           | 143                         | 13,105                       | 139,595        |
|  | 1,728                      | 17                           | 121,342                   | 373                           | 173                         | 13,457                       | 141,654        |
| Gain on sale of investments - net  | 350                        | -                            | -                         | 832                           | 10                          | 1,511                        | 3,757          |
| Unrealised appreciation on re-measurement of investments classified as fair value through profit or loss - net | 2,807                      | 56                           | 112                       | 584                           | 429                         | 814                          | 5,243          |
|  | 3,157                      | 56                           | 112                       | 1,416                         | 439                         | 2,325                        | 9,000          |
| <b>Total income</b>  | <b>4,885</b>               | <b>73</b>                    | <b>121,454</b>            | <b>1,789</b>                  | <b>612</b>                  | <b>15,782</b>                | <b>150,654</b> |
| <b>EXPENSES</b>  |                            |                              |                           |                               |                             |                              |                |
| Remuneration of ABL Asset Management Company Limited - Management Company                                      | 1                          | 1                            | 148                       | 4                             | 3                           | 33                           | 225            |
| Punjab Sales Tax on remuneration of the Management Company   | -                          | -                            | 24                        | 1                             | 1                           | 5                            | 37             |
| Accounting and operational charges   | 21                         | -                            | 619                       | 5                             | 3                           | 73                           | 748            |
| Remuneration of Digital Custodian Company Limited - Trustee  | 16                         | -                            | 458                       | 4                             | 2                           | 64                           | 564            |
| Sindh Sales Tax on remuneration of Trustee   | 2                          | -                            | 60                        | -                             | -                           | 8                            | 73             |
| Annual fee to the Securities and Exchange Commission of Pakistan   | 20                         | -                            | 589                       | 5                             | 3                           | 69                           | 712            |
| Auditors' remuneration   | 4                          | -                            | 100                       | 4                             | 1                           | 20                           | 143            |
| Printing charges   | 2                          | -                            | 36                        | 2                             | 1                           | 9                            | 55             |
| Annual listing fee   | 1                          | -                            | 22                        | -                             | -                           | 5                            | 31             |
| Legal and professional fee   | 11                         | 3                            | 167                       | 3                             | 3                           | 36                           | 249            |
| Shariah advisory fee   | 3                          | -                            | 72                        | 1                             | 1                           | 10                           | 91             |
| <b>Total operating expenses</b>  | <b>81</b>                  | <b>4</b>                     | <b>2,295</b>              | <b>29</b>                     | <b>18</b>                   | <b>332</b>                   | <b>2,928</b>   |
| <b>Net income for the period before taxation</b>   | <b>4,804</b>               | <b>69</b>                    | <b>119,159</b>            | <b>1,760</b>                  | <b>594</b>                  | <b>15,450</b>                | <b>147,726</b> |
| Taxation   | -                          | -                            | -                         | -                             | -                           | -                            | -              |
| <b>Net income for the period after taxation</b>  | <b>4,804</b>               | <b>69</b>                    | <b>119,159</b>            | <b>1,760</b>                  | <b>594</b>                  | <b>15,450</b>                | <b>147,726</b> |
| Other comprehensive income   | -                          | -                            | -                         | -                             | -                           | -                            | -              |
| <b>Total comprehensive income for the period</b>   | <b>4,804</b>               | <b>69</b>                    | <b>119,159</b>            | <b>1,760</b>                  | <b>594</b>                  | <b>15,450</b>                | <b>147,726</b> |
| <b>Earnings per unit</b>   |                            |                              |                           |                               |                             |                              |                |
| <b>Allocation of net income for the period:</b>  |                            |                              |                           |                               |                             |                              |                |
| Net income for the period after taxation   | 4,804                      | -                            | 119,159                   | -                             | 594                         | 15,450                       | 145,897        |
| Income already paid on units redeemed  | (268)                      | -                            | (1,254)                   | -                             | -                           | (568)                        | (2,237)        |
|  | 4,536                      | -                            | 117,905                   | -                             | 594                         | 14,882                       | 143,660        |
| <b>Accounting income available for distribution:</b>   |                            |                              |                           |                               |                             |                              |                |
| - Relating to capital gains  | 3,157                      | 56                           | 112                       | -                             | 439                         | 2,325                        | 7,584          |
| - Excluding capital gains  | 1,379                      | -                            | 117,793                   | -                             | 156                         | 12,557                       | 136,135        |
|  | 4,536                      | 56                           | 117,905                   | -                             | 595                         | 14,882                       | 143,719        |

Ref. No. ABL AMC /PSX/BOD Meeting-81/Notice - 9  
 October 15, 2024

The General Manager  
 Pakistan Stock Exchange Limited  
 Stock Exchange Building  
 Stock Exchange Road  
 Karachi

**Financial Results of Islamic Asset Allocation Fund (ABL - IAAF)  
 For the Quarter Ended September 30, 2024**

Dear Sir,

We are pleased to inform you that the Board of Directors of ABL Asset Management Company Limited (ABL AMCL), the Management Company of ABL Islamic Asset Allocation Fund (ABL - IAAF), in their meeting held on Tuesday, October 15, 2024 at 11:00 a.m. at ABL's Board Room, situated at ABL Head Office, 3-Tipu Block New Garden Town, Lahore, has approved the condensed interim financial information (un-audited) of ABL Islamic Asset Allocation Fund (ABL - IAAF) for the quarter ended September 30, 2024 and recommended the following.

- i) **Cash dividend** Rs. Nil  
 ii) **Bonus issue** Nil  
 iii) **Right issue** Nil  
 iv) **The financial results of the ABL Islamic Asset Allocation Fund are as follows:**

|   | For the Quarter ended September 30, |         |
|---|-------------------------------------|---------|
|   | 2024                                | 2023    |
|   | (Rupees in '000)                    |         |
| <b>INCOME</b>   |                                     |         |
| Profit on savings accounts  | 9,940                               | 21,547  |
| Income from sukuk certificates  | 54,446                              | 102,136 |
|   | 64,386                              | 123,683 |
| Gain on sale of investments - net   | 1,710                               | 626     |
| Unrealised appreciation / (diminution) on re-measurement of investments classified as 'financial assets at fair value through profit or loss' | 13,095                              | (1,201) |
|   | 14,805                              | (575)   |
| <b>Total Income</b>   | 79,191                              | 123,108 |
| <b>EXPENSES</b>   |                                     |         |
| Remuneration of ABL Asset Management Company Limited - Management Company   | 719                                 | 1,258   |
| Punjab Sales Tax on remuneration of the Management Company  | 115                                 | 201     |
| Remuneration of Digital Custodian Company Limited - Trustee   | 297                                 | 472     |
| Sindh Sales Tax on remuneration of the Trustee  | 44                                  | 61      |
| Annual fees to the Securities and Exchange Commission of Pakistan   | 342                                 | 598     |
| Securities transaction costs  | 105                                 | 147     |
| Auditors' remuneration  | 145                                 | 54      |
| Legal & professional charges  | -                                   | 86      |
| Listing fee   | -                                   | 31      |
| Shariah advisory fee  | 124                                 | 90      |
| Printing charges  | 50                                  | 50      |
| Settlement and bank charges   | 163                                 | 74      |
| <b>Total operating expenses</b>   | 2,104                               | 3,122   |
| <b>Net income for the period before taxation</b>  | 77,087                              | 119,986 |
| Taxation  | -                                   | -       |
| <b>Net income for the period after taxation</b>   | 77,087                              | 119,986 |
| Other comprehensive income for the period   | -                                   | -       |
| <b>Total comprehensive income for the period</b>  | 77,087                              | 119,986 |
| <b>Allocation of net income for the period:</b>   |                                     |         |
| Net income for the period after taxation  | 77,087                              | 119,986 |
| Income already paid on units redeemed   | (1,352)                             | (215)   |
|   | 75,735                              | 119,771 |
| <b>Accounting income available for distribution:</b>  |                                     |         |
| -Relating to capital gains  | 14,805                              | -       |
| -Excluding capital gains  | 60,930                              | 119,771 |
|   | 75,735                              | 119,771 |

This condensed interim financial information (un-audited) of ABL Islamic Asset Allocation Fund can be accessed through ABL AMC web site i.e. [www.ablfunds.com](http://www.ablfunds.com).

Yours truly

  
**Saqib Matin**  
 Chief Financial Officer & Company Secretary



Ref. No. ABL AMC /PSX/BOD Meeting-81/Notice - 10  
 October 15, 2024

The General Manager  
 Pakistan Stock Exchange Limited  
 Stock Exchange Building  
 Stock Exchange Road  
 Karachi

**Financial Results of Allied Finergy Fund (AFF)  
 For the Quarter Ended September 30, 2024**

Dear Sir,

We are pleased to inform you that the Board of Directors of ABL Asset Management Company Limited (ABL AMCL), the Management Company of Allied Finergy Fund (ABL - AFF), in their meeting held on Tuesday, October 15, 2024 at 11:00 a.m. at ABL's Board Room, situated at ABL Head Office, 3-Tipu Block New Garden Town, Lahore, has approved the condensed interim financial information (un-audited) of Allied Finergy Fund (ABL - AFF) for the quarter ended September 30, 2024 and recommended the following.

- i) **Cash dividend** Rs. Nil  
 ii) **Bonus issue** Nil  
 iii) **Right issue** Nil  
 iv) **The financial results of the Allied Finergy Fund are as follows:**

**INCOME**

Profit on savings accounts  
 Dividend income

Gain on sale of investments - net  
 Unrealised (diminution) / appreciation on remeasurement of investments classified  
 as financial assets 'at fair value through profit or loss' - held for trading - net

**Total loss**

**EXPENSES**

Remuneration of ABL Asset Management Company Limited - Management Company  
 Punjab Sales Tax on remuneration of the Management Company  
 Accounting and operational charges  
 Selling and marketing expenses  
 Remuneration of Central Depository Company of Pakistan Limited - Trustee  
 Sindh Sales Tax on remuneration of the Trustee  
 Annual fees to the Securities and Exchange Commission of Pakistan  
 Securities transaction costs  
 Auditors' remuneration  
 Listing fee  
 Amortisation of preliminary expenses and floatation costs  
 Legal & professional charges  
 Printing charges  
 Settlement and bank charges

**Total operating expenses**

**Net (loss) / gain for the period before taxation**

Taxation

**Net (loss) / gain for the period after taxation**

Other comprehensive income for the period

**Total comprehensive (loss) gain for the period**

**Allocation of net income for the period:**

Net income for the period after taxation  
 Income already paid on units redeemed

**Accounting income available for distribution:**

-Relating to capital gains  
 -Excluding capital gains

For the Quarter ended September 30,  
 2024 2023  
 ----- (Rupees in '000) -----

|         |         |
|---------|---------|
| 862     | 4,339   |
| 2,513   | 7,337   |
| 3,375   | 11,676  |
| 1,426   | 18,610  |
| (5,140) | 18,853  |
| (3,714) | 37,463  |
| (339)   | 49,139  |
| 623     | 1,595   |
| 100     | 255     |
| -       | 53      |
| -       | 481     |
| 176     | 176     |
| 26      | 23      |
| 30      | 76      |
| 113     | 473     |
| 172     | 150     |
| -       | 31      |
| -       | 187     |
| -       | 86      |
| 50      | 50      |
| 103     | 107     |
| 1,393   | 3,743   |
| (1,732) | 45,396  |
| -       | -       |
| (1,732) | 45,396  |
| -       | -       |
| (1,732) | 45,396  |
| -       | 45,396  |
| -       | (5,693) |
| -       | 39,703  |
| -       | 37,463  |
| -       | 2,240   |
| -       | 39,703  |

This condensed interim financial information (un-audited) of Allied Finergy Fund can be accessed through ABL AMC web site i.e. [www.ablfunds.com](http://www.ablfunds.com)

Yours truly



**Saqib Matin**  
 Chief Financial Officer & Company Secretary

Ref. No. ABL AMC /PSX/BOD Meeting-81 /Notice - 11

October 15, 2024

The General Manager  
Pakistan Stock Exchange Limited  
Stock Exchange Building  
Stock Exchange Road  
Karachi

**Financial Results of ABL Special Saving Fund (ABL - SSF)  
For the Quarter Ended September 30, 2024**

Dear Sirs,

We are pleased to inform you that the Board of Directors of ABL Asset Management Company Limited (ABL AMCL), the Management Company of ABL Special Saving Fund (ABL - SSF), in their meeting held on Tuesday, October 15, 2024 at 11:00 a.m. at ABL's Board Room, situated at ABL Head Office, 3-Tipu Block New Garden Town, Lahore, has approved the condensed interim financial information (un-audited) of ABL Special Saving Fund (ABL - SSF) for the quarter ended September 30, 2024 and recommended the following.

- |       |   |         |
|-------|---|---------|
| i )   | <b>Cash dividend</b>  | Rs. Nil |
| ii )  | <b>Bonus issue</b>  | Nil     |
| iii ) | <b>Right issue</b>  | Nil     |
| iv )  | <b>The financial results of the ABL Special Saving Fund are as follows:</b> |         |

The financial results of the Company are annexed as per 'Annexure B'.

This condensed interim financial information (un-audited) of ABL Special Saving Fund can be accessed through ABL AMCL's web site i.e. [www.ablfunds.com](http://www.ablfunds.com)

Yours truly



**Saqib Matin**  
Chief Financial Officer & Company Secretary



**Annexure B'**

| For the Quarter ended September 30, 2024 |                         |                          |                         |                        |                         |       |
|--|-------------------------|--------------------------|-------------------------|------------------------|-------------------------|-------|
| Special Savings Plan I                   | Special Savings Plan II | Special Savings Plan III | Special Savings Plan IV | Special Savings Plan V | Special Savings Plan VI | Total |

Rupees in '000

**INCOME**

|  |           |         |         |         |         |         |           |
|--|-----------|---------|---------|---------|---------|---------|-----------|
| Profit on savings accounts   | 64,231    | 598,268 | 34,712  | 33,260  | 35,967  | 9,522   | 775,960   |
| Income from government securities  | 943,441   | -       | 287,221 | 525,082 | 211,190 | 222,939 | 2,189,873 |
| Income from Gop Ijara sukuk  | 507       | -       | -       | -       | 10,397  | -       | 10,904    |
| Income from letter of placement  | -         | -       | -       | 1,961   | -       | 1,961   | 3,922     |
|  | 1,008,179 | 598,268 | 321,933 | 560,303 | 257,554 | 234,422 | 2,980,660 |
| Gain on sale of investments - net  | 168,477   | -       | 70,720  | 138,733 | 58,537  | 66,199  | 502,666   |
| Unrealised appreciation on re-measurement of investments classified as 'financial assets at fair value through profit or loss' | 84,487    | -       | 50,451  | 16,026  | 52,010  | 14,525  | 217,499   |
|  | 252,965   | -       | 121,171 | 154,759 | 110,547 | 80,723  | 720,165   |
| <b>Total income</b>  | 1,261,144 | 598,268 | 443,104 | 715,062 | 368,101 | 315,145 | 3,700,825 |

**EXPENSES**

|   |           |         |         |          |          |          |           |
|---|-----------|---------|---------|----------|----------|----------|-----------|
| Remuneration of ABL Asset Management Company Limited - Management Company | 37,573    | 13,529  | 19,105  | 32,522   | 13,348   | 11,737   | 127,814   |
| Punjab Sales Tax on remuneration of the Management Company                | 6,012     | 2,165   | 3,057   | 5,204    | 2,136    | 1,878    | 20,450    |
| Remuneration of Central Depository Company of Pakistan Limited - Trustee  | 2,865     | 1,772   | 919     | 1,577    | 1,006    | 648      | 8,787     |
| Sindh Sales Tax on remuneration of Trustee                                | 429       | 266     | 138     | 236      | 151      | 97       | 1,317     |
| Annual fee to the Securities and Exchange Commission of Pakistan          | 3,907     | 2,416   | 1,253   | 2,151    | 1,006    | 883      | 11,616    |
| Auditors' remuneration  | 37        | 37      | 37      | 37       | 37       | 37       | 221       |
| Printing charges  | 14        | -       | 14      | 14       | 14       | 14       | 69        |
| Rating fee  | 122       | 72      | 44      | 63       | 49       | 35       | 385       |
| Securities transaction costs  | 6,052     | -       | 2,247   | 3,168    | 2,061    | 1,458    | 14,985    |
| Bank charges  | 1         | -       | 2       | -        | -        | -        | 3         |
| <b>Total operating expenses</b>   | 57,012    | 20,255  | 26,815  | 44,972   | 19,807   | 16,787   | 185,647   |
| <b>Net income for the period before taxation</b>                          | 1,204,132 | 578,013 | 416,289 | 670,090  | 348,294  | 298,359  | 3,515,177 |
| Taxation  | -         | -       | -       | -        | -        | -        | -         |
| <b>Net income for the period after taxation</b>                           | 1,204,132 | 578,013 | 416,289 | 670,090  | 348,294  | 298,359  | 3,515,177 |
| Other comprehensive income  | -         | -       | -       | -        | -        | -        | -         |
| <b>Total comprehensive income for the period</b>                          | 1,204,132 | 578,013 | 416,289 | 670,090  | 348,294  | 298,359  | 3,515,177 |
| <b>Earnings per unit</b>  |           |         |         |          |          |          |           |
| <b>Allocation of Net Income for the period:</b>                           |           |         |         |          |          |          |           |
| Net income for the period after taxation                                  | 1,204,132 | 578,013 | 416,289 | 670,090  | 348,294  | 298,359  | 3,515,177 |
| Income already paid on units redeemed                                     | (45,231)  | -       | (3,615) | (53,310) | (13,362) | (13,242) | (128,761) |
|   | 1,158,901 | 578,013 | 412,674 | 616,779  | 334,932  | 285,116  | 3,386,416 |
| <b>Accounting income available for distribution:</b>                      |           |         |         |          |          |          |           |
| - Relating to capital gains   | 252,965   | -       | 121,171 | 154,759  | 110,547  | 80,723   | 639,442   |
| - Excluding capital gains   | 905,936   | 578,013 | 291,503 | 462,021  | 224,385  | 204,393  | 2,666,251 |
| <b>Accounting income available for distribution:</b>                      | 1,158,901 | 578,013 | 412,674 | 616,779  | 334,932  | 285,116  | 3,305,693 |

| For the Quarter ended September 30, 2023 |                         |                          |                         |                        |                         |                   |       |
|--|-------------------------|--------------------------|-------------------------|------------------------|-------------------------|-------------------|-------|
| Special Savings Plan I                   | Special Savings Plan II | Special Savings Plan III | Special Savings Plan IV | Special Savings Plan V | Special Savings Plan VI | Fixed Return Plan | Total |

Rupees in '000-

#### INCOME

|                                   |         |        |         |         |         |        |        |           |
|-----------------------------------|---------|--------|---------|---------|---------|--------|--------|-----------|
| Profit on savings accounts        | 363,243 | 18,632 | 47,560  | 31,846  | 139,289 | 4,482  | 8,931  | 613,982   |
| Income from government securities | 630,481 | 4,775  | 172,715 | 88,444  | 253,737 | 34,916 | 84,555 | 1,269,623 |
| Income from Gop Ijara sukuk       | 3,837   | -      | 10,734  | 1,988   | 6,829   | -      | -      | 23,388    |
| Income from term deposit receipt  | -       | -      | -       | -       | 15,582  | -      | -      | 15,582    |
| Contingent load income            | -       | -      | -       | -       | -       | -      | 80     | 80        |
|                                   | 997,561 | 23,407 | 231,009 | 122,278 | 415,437 | 39,398 | 93,566 | 1,922,655 |

|   |           |        |         |         |         |        |          |           |
|---|-----------|--------|---------|---------|---------|--------|----------|-----------|
| Gain / (loss) on sale of investments - net  | 7,551     | -      | 3,123   | 2,278   | 2,198   | 802    | (15,072) | 880       |
| Unrealised appreciation / (diminution) on re-measurement of investments classified as 'financial assets at fair value through profit or loss' | 3,319     | 677    | 3,104   | (135)   | (244)   | (248)  | 10,566   | 17,039    |
|   | 10,871    | 677    | 6,227   | 2,143   | 1,954   | 554    | (4,507)  | 17,919    |
| <b>Total income</b>   | 1,008,432 | 24,084 | 237,235 | 124,421 | 417,391 | 39,952 | 89,059   | 1,940,574 |

#### EXPENSES

|   |         |        |         |         |         |        |        |           |
|---|---------|--------|---------|---------|---------|--------|--------|-----------|
| Remuneration of ABL Asset Management Company Limited - Management Company | 22,334  | 217    | 2,665   | 2,796   | 3,756   | 1,769  | 5,226  | 38,763    |
| Punjab Sales Tax on remuneration of the Management Company                | 3,574   | 35     | 426     | 447     | 601     | 283    | 836    | 6,202     |
| Accounting and operational charges  | 9,613   | 322    | 5,968   | 2,795   | 2,814   | 6      | -      | 21,517    |
| Selling and marketing expense   | -       | -      | -       | -       | 2,814   | -      | -      | 2,814     |
| Remuneration of Central Depository Company of Pakistan Limited - Trustee  | 2,457   | 57     | 586     | 308     | 1,409   | 97     | 232    | 5,146     |
| Sindh Sales Tax on remuneration of Trustee                                | 319     | 7      | 76      | 40      | 183     | 13     | 30     | 669       |
| Annual fee to the Securities and Exchange Commission of Pakistan          | 3,350   | 61     | 779     | 411     | 1,383   | 129    | 307    | 6,421     |
| Auditors' remuneration  | 3       | 2      | 21      | 15      | 20      | 4      | 9      | 74        |
| Legal and professional charges  | 8       | 8      | 8       | 8       | 8       | 8      | 8      | 55        |
| Printing charges  | 5       | 4      | 7       | 5       | 4       | 1      | 2      | 27        |
| Listing fee   | 16      | 3      | 4       | 1       | -       | -      | -      | 24        |
| Rating fee  | 80      | 14     | 20      | 8       | 43      | 3      | 8      | 176       |
| Securities transaction costs  | 4,521   | 15     | 1,188   | 523     | 1,258   | 113    | 70     | 7,688     |
| Bank charges  | 88      | -      | 4       | -       | 26      | -      | -      | 118       |
| <b>Total operating expenses</b>   | 46,369  | 744    | 11,753  | 7,357   | 14,319  | 2,425  | 6,728  | 89,695    |
| <b>Net income for the period before taxation</b>                          | 962,063 | 23,340 | 225,482 | 117,064 | 403,072 | 37,527 | 82,331 | 1,850,879 |
| Taxation  | -       | -      | -       | -       | -       | -      | -      | -         |
| <b>Net income for the period after taxation</b>                           | 962,063 | 23,340 | 225,482 | 117,064 | 403,072 | 37,527 | 82,331 | 1,850,879 |
| Other comprehensive income  | -       | -      | -       | -       | -       | -      | -      | -         |
| <b>Total comprehensive income for the period</b>                          | 962,063 | 23,340 | 225,482 | 117,064 | 403,072 | 37,527 | 82,331 | 1,850,879 |

#### Earnings per unit

##### Allocation of Net Income for the period:

|  |          |        |         |         |         |        |        |           |
|--|----------|--------|---------|---------|---------|--------|--------|-----------|
| Net income for the period after taxation | 962,063  | 23,340 | 225,482 | 117,064 | 403,072 | 37,527 | 82,331 | 1,850,879 |
| Income already paid on units redeemed    | (37,852) | (58)   | (8,031) | (7,113) | (5,274) | (26)   | (103)  | (58,456)  |
|  | 924,211  | 23,283 | 217,452 | 109,951 | 397,799 | 37,501 | 82,228 | 1,792,423 |

##### Accounting income available for distribution:

|  |         |        |         |         |         |        |        |           |
|--|---------|--------|---------|---------|---------|--------|--------|-----------|
| - Relating to capital gains                          | 10,871  | 677    | 6,227   | 2,143   | 1,954   | 554    | -      | 21,872    |
| - Excluding capital gains                            | 913,340 | 22,605 | 211,225 | 107,808 | 395,845 | 36,947 | 82,228 | 1,769,998 |
| <b>Accounting income available for distribution:</b> | 924,211 | 23,283 | 217,452 | 109,951 | 397,799 | 37,501 | 82,228 | 1,791,869 |

Ref. No. ABL AMC /PSX/BOD Meeting-81/Notice - 12  
 October 15, 2024

The General Manager  
 Pakistan Stock Exchange Limited  
 Stock Exchange Building  
 Stock Exchange Road  
 Karachi

**Financial Results of ABL Islamic Cash Fund (ABL - ICF)  
 For the Quarter Ended September 30, 2024**

Dear Sir,

We are pleased to inform you that the Board of Directors of ABL Asset Management Company Limited (ABL AMCL), the Management Company of ABL Islamic Cash Fund (ABL - ICF), in their meeting held on Tuesday, October 15, 2024 at 11:00 a.m. at ABL's Board Room, situated at ABL Head Office, 3-Tipu Block New Garden Town, Lahore, has approved the condensed interim financial information (un-audited) of ABL Islamic Cash Fund (ABL - ICF) for the quarter ended September 30, 2024 and recommended the following.

- i ) **Cash dividend** Rs. Nil  
 ii ) **Bonus issue** Nil  
 iii ) **Right issue** Nil  
 iv ) **The financial results of the ABL Islamic Cash Fund are as follows:**

|  | For the Quarter ended September 30, |           |
|--|-------------------------------------|-----------|
|  | 2024                                | 2023      |
|  | (Rupees in '000)                    |           |
| <b>INCOME</b>  |                                     |           |
| Income from bai muajjal  | 315,942                             | 373,522   |
| Income from term finance certificates and sukuk  | 194,818                             | 192,437   |
| Income from term deposit receipt   | 169,966                             | 115,223   |
| Profit on savings accounts   | 180,919                             | 579,713   |
|  | 861,645                             | 1,260,895 |
| (Loss) / gain on sale of investments - net   | (300)                               | 16,162    |
| Net unrealised appreciation on re-measurement of investments classified as 'financial assets at fair value through profit or loss' | 742                                 | 1,252     |
|  | 442                                 | 17,414    |
|  | 862,087                             | 1,278,309 |
| <b>Total Income</b>  |                                     |           |
| <b>EXPENSES</b>  |                                     |           |
| Remuneration of ABL Asset Management Company Limited - Management Company  | 26,586                              | 30,394    |
| Punjab Sales Tax on remuneration of the Management Company   | 4,254                               | 4,863     |
| Accounting and operational charges   | -                                   | 21,838    |
| Remuneration of Central Depository Company of Pakistan - Trustee   | 2,531                               | 3,343     |
| Sindh Sales Tax on remuneration of the Trustee   | 379                                 | 435       |
| Annual fees to the Securities and Exchange Commission of Pakistan  | 3,451                               | 4,559     |
| Securities transaction cost  | -                                   | 113       |
| Auditors' remuneration   | 203                                 | 162       |
| Listing fee  | -                                   | 31        |
| Rating fee   | 206                                 | 188       |
| Amortisation of preliminary expenses and floatation costs  | 56                                  | 58        |
| Shariah advisory fee   | 121                                 | 90        |
| Printing charges   | 50                                  | 50        |
| Legal and professional charges   | -                                   | 55        |
| Settlement and bank charges  | 1                                   | 3,963     |
|  | 37,838                              | 70,142    |
| <b>Total operating expenses</b>  |                                     |           |
| <b>Net income for the period before taxation</b>   | 824,249                             | 1,208,167 |
| Taxation   | -                                   | -         |
| <b>Net income for the period after taxation</b>  | 824,249                             | 1,208,167 |
| Other comprehensive income for the period  | -                                   | -         |
| <b>Total comprehensive income for the period</b>   | 824,249                             | 1,208,167 |
| <b>Allocation of net income for the period:</b>  |                                     |           |
| Net income for the period after taxation   | 824,249                             | 1,208,167 |
| Income already paid on units redeemed  | (34,357)                            | -         |
|  | 789,892                             | 1,208,167 |
| <b>Accounting income available for distribution:</b>   |                                     |           |
| -Relating to capital gains   | 442                                 | 17,414    |
| -Excluding capital gains   | 789,450                             | 1,190,753 |
|  | 789,892                             | 1,208,167 |

This condensed interim financial information (un-audited) of ABL Islamic Cash Fund can be accessed through ABL AMC web site i.e. [www.ablfunds.com](http://www.ablfunds.com).

Yours truly

  
 Saqib Matin  
 Chief Financial Officer & Company Secretary

Ref. No. ABL AMC /PSX/BOD Meeting-81/Notice - 13  
 October 15, 2024

The General Manager  
 Pakistan Stock Exchange Limited  
 Stock Exchange Building  
 Stock Exchange Road  
 Karachi

**Financial Results of ABL Islamic Dedicated Stock Fund (ABL - IDSF)  
 For the Quarter Ended September 30, 2024**

Dear Sir,


We are pleased to inform you that the Board of Directors of ABL Asset Management Company Limited (ABL AMCL), the Management Company of ABL Islamic Dedicated Stock Fund (ABL - IDSF), in their meeting held on Tuesday, October 15, 2024 at 11:00 a.m. at ABL's Board Room, situated at ABL Head Office, 3-Tipu Block New Garden Town, Lahore, has approved the condensed interim financial information (un-audited) of ABL Islamic Dedicated Stock Fund (ABL - ISF) for the quarter ended September 30, 2024 and recommended the following.

- |       |  |         |
|-------|--|---------|
| i )   | <b>Cash dividend</b>   | Rs. Nil |
| ii )  | <b>Bonus issue</b>   | Nil     |
| iii ) | <b>Right issue</b>   | Nil     |
| iv )  | <b>The financial results of the ABL Islamic Dedicated Stock Fund are as follows:</b> |         |

|  | <b>For the Quarter ended September 30,</b> |               |
|--|--|---------------|
|  | <b>2024</b>                                | <b>2023</b>   |
|  | ----- (Rupees in '000) -----               |               |
| <b>INCOME</b>  |  |               |
| Profit on deposits with banks  | 226  | 94            |
| Dividend income  | 2,729                                      | 931           |
|  | 2,955                                      | 1,025         |
| Capital gain on sale of equity investments - net   | 2,508                                      | 5,630         |
| Unrealised (diminution) / appreciation on re-measurement of investments<br>classified as 'financial assets at fair value through profit or loss' | (5,872)                                    | 3,741         |
|  | (3,364)                                    | 9,371         |
| <b>Total (loss) / Income</b>   | <b>(409)</b>                               | <b>10,396</b> |
| <b>EXPENSES</b>  |  |               |
| Remuneration of ABL Asset Management Company Limited - Management Company  | 797  | 359           |
| Punjab Sales Tax on remuneration of the Management Company   | 128  | 57            |
| Remuneration of Digital Custodian Company Limited - Trustee  | 63   | 63            |
| Sindh Sales Tax on remuneration of the Trustee   | 9  | 8             |
| Annual fee of the Securities and Exchange Commission of Pakistan   | 38   | 24            |
| Brokerage, securities transaction costs and other charges  | 127  | 208           |
| Legal & professional charges   | -  | 86            |
| Auditors' remuneration   | 196  | 156           |
| Provision of Advance Tax   | 55   | -             |
| Annual listing fee   | -  | 29            |
| Shariah advisory fee   | 111  | 90            |
| Printing charges   | 50   | 50            |
| Settlement and Other charges   | 125  | 101           |
| <b>Total operating expenses</b>  | <b>1,698</b>                               | <b>1,232</b>  |
| <b>Net (loss) / income for the period before taxation</b>  | <b>(2,107)</b>                             | <b>9,164</b>  |
| Taxation   | -  | -             |
| <b>Net (loss) / income for the period after taxation</b>   | <b>(2,107)</b>                             | <b>9,164</b>  |
| Other comprehensive income for the period  | -  | -             |
| <b>Total comprehensive (loss) / income for the period</b>  | <b>(2,107)</b>                             | <b>9,164</b>  |
| <b>Allocation of net income for the period:</b>  |  |               |
| Net income for the period after taxation   | -  | 9,164         |
| Income already paid on units redeemed  | -  | (1,591)       |
|  | -  | 7,573         |
| <b>Accounting income available for distribution:</b>   |  |               |
| -Relating to capital gains   | -  | 9,371         |
| -Excluding capital loss  | -  | (1,798)       |
|  | -  | 7,573         |

This condensed interim financial information (un-audited) of ABL Islamic Dedicated Stock Fund can be accessed through ABL AMC web site i.e. [www.ablfunds.com](http://www.ablfunds.com).

Yours truly



**Saqib Matin**  
 Chief Financial Officer & Company Secretary

Ref. No. ABL AMC /PSX/BOD Meeting-81/Notice - 14  
 October 15, 2024

The General Manager  
 Pakistan Stock Exchange Limited  
 Stock Exchange Building  
 Stock Exchange Road  
 Karachi

**Financial Results of ABL Financial Sector Fund (ABL - FSF)  
 For the Quarter Ended September 30, 2024**

Dear Sir,

We are pleased to inform you that the Board of Directors of ABL Asset Management Company Limited (ABL AMCL), the Management Company of ABL Financial Sector Fund (ABL - FSF), in their meeting held on Tuesday, October 15, 2024 at 11:00 a.m. at ABL's Board Room, situated at ABL Head Office, 3-Tipu Block New Garden Town, Lahore, has approved the condensed interim financial information (un-audited) of ABL Financial Sector Fund (ABL - FSF) for the quarter ended September 30, 2024 and recommended the following.

- i) **Cash dividend** Rs. Nil  
 ii) **Bonus issue** Nil  
 iii) **Right issue** Nil  
 iv) **The financial results of the ABL Financial Sector Fund are as follows:**

|   | For the Quarter ended September 30, |        |
|---|-------------------------------------|--------|
|   | 2024                                | 2023   |
|   | (Rupees in '000)                    |        |
| <b>INCOME</b>   |                                     |        |
| Income from government securities   | 209,723                             | 10,716 |
| Profit on savings accounts  | 533,411                             | 30,846 |
|   | 743,134                             | 41,562 |
| Gain on sale of investments - net   | 18,165                              | 655    |
| Net unrealised appreciation / (diminution) on re-measurement of investments classified as 'financial assets at fair value through profit or loss' - net | 2,317                               | (178)  |
|   | 20,482                              | 477    |
| <b>Total Income</b>   | 763,616                             | 42,039 |
| <b>EXPENSES</b>   |                                     |        |
| Remuneration of ABL Asset Management Company Limited - Management Company   | 37,748                              | 1,832  |
| Punjab sales tax on the Management Company's remuneration   | 6,040                               | 293    |
| Remuneration of Central Depository Company of Pakistan - Trustee  | 2,784                               | 137    |
| Sindh Sales Tax on remuneration of the Trustee  | 417                                 | 18     |
| Annual fees to the Securities and Exchange Commission of Pakistan   | 2,784                               | 137    |
| Securities transaction cost   | 1,108                               | 100    |
| Auditors' remuneration  | 193                                 | 116    |
| Listing fee   | 31                                  | 96     |
| Rating fee  | 82                                  | 55     |
| Amortisation of preliminary expenses and floatation costs   | 25                                  | -      |
| Shariah advisory fee  | -                                   | -      |
| Printing charges  | 55                                  | 27     |
| Legal and professional charges  | 16                                  | 11     |
| Settlement and bank charges   | 51                                  | -      |
| <b>Total operating expenses</b>   | 51,334                              | 2,822  |
| <b>Net income for the period before taxation</b>  | 712,282                             | 39,217 |
| Taxation  | -                                   | -      |
| <b>Net income for the period after taxation</b>   | 712,282                             | 39,217 |
| Other comprehensive income for the period   | -                                   | -      |
| <b>Total comprehensive income for the period</b>  | 712,282                             | 39,217 |
| <b>Allocation of net income for the period:</b>   |                                     |        |
| Net income for the period after taxation  | 712,282                             | 39,217 |
| Income already paid on units redeemed   | (55,332)                            | -      |
|   | 656,950                             | 39,217 |
| <b>Accounting income available for distribution:</b>  |                                     |        |
| -Relating to capital gains  | 20,482                              | 477    |
| -Excluding capital gains  | 636,468                             | 38,740 |
|   | 656,950                             | 39,217 |

This condensed interim financial information (un-audited) of ABL Financial Sector Fund can be accessed through ABL AMC web site i.e. [www.ablfunds.com](http://www.ablfunds.com).

Yours truly

  
 Saqib Matin  
 Chief Financial Officer & Company Secretary

Ref. No. ABL AMC /PSX/BOD Meeting-81/Notice - 15  
 October 15, 2024

The General Manager  
 Pakistan Stock Exchange Limited  
 Stock Exchange Building  
 Stock Exchange Road  
 Karachi

**Financial Results of ABL Money Market Fund (ABL - MMF)  
 For the Quarter Ended September 30, 2024**

Dear Sir,

We are pleased to inform you that the Board of Directors of ABL Asset Management Company Limited (ABL AMCL), the Management Company of ABL Money Market Fund (ABL - MMF), in their meeting held on Tuesday, October 15, 2024 at 11:00 a.m. at ABL's Board Room, situated at ABL Head Office, 3-Tipu Block New Garden Town, Lahore, has approved the condensed interim financial information (un-audited) of ABL Money Market Fund (ABL - MMF) for the quarter ended September 30, 2024 and recommended the following.

- |       |  |         |
|-------|--|---------|
| i )   | Cash dividend  | Rs. Nil |
| ii )  | Bonus issue  | Nil     |
| iii ) | Right issue  | Nil     |
| iv )  | The financial results of the ABL Money Market Fund are as follows: |         |

|   | For the Quarter<br>ended September<br>2024<br>---(Rupees in "000"---) |
|---|---|
| <b>INCOME</b>   |   |
| Income from government securities   | 185,814   |
| Income from letter of placement   | 336   |
| Income from term finance certificates and sukuk   | 5,603   |
| Profit on savings accounts  | 8,888   |
|   | <u>200,641</u>  |
| Gain on sale of investments - net   | 4,672   |
| Unrealised appreciation on re-measurement of investments classified<br>as 'financial assets at fair value through profit or loss' - net | 15,218  |
|   | <u>19,890</u>   |
| <b>Total Income</b>   | <u>220,531</u>  |
| <b>EXPENSES</b>   |   |
| Remuneration of ABL Asset Management Company Limited - Management Company   | 10,585  |
| Punjab Sales Tax on remuneration of the Management Company  | 1,693   |
| Remuneration of Central Depository Company of Pakistan Limited - Trustee  | 571   |
| Sindh Sales Tax on remuneration of the Trustee  | 86  |
| Annual fee to the Securities and Exchange Commission of Pakistan (SECP)   | 778   |
| Auditors' remuneration  | 271   |
| Brokerage expenses  | 44  |
| Printing and stationary charges   | 77  |
| Amortisation of preliminary expenses and floatation costs   | 24  |
| Bank and settlement charges   | -   |
|   | <u>14,129</u>   |
| <b>Total Operative Expenses</b>   | <u>14,129</u>   |
| <b>Net income for the period before taxation</b>  | <u>206,402</u>  |
| Taxation  | -   |
| <b>Net income for the period after taxation</b>   | <u>206,402</u>  |
| Other comprehensive income for the period   | -   |
| <b>Total comprehensive income for the period</b>  | <u>206,402</u>  |
| <b>Allocation of net income for the period:</b>   |   |
| Net income for the period after taxation  | 206,402   |
| Income already paid on units redeemed   | (14,372)  |
|   | <u>192,030</u>  |
| <b>Accounting income available for distribution:</b>  |   |
| -Relating to capital gains  | 19,890  |
| -Excluding capital gains  | 172,140   |
|   | <u>192,030</u>  |

This condensed interim financial information (un-audited) of ABL Money Market Fund can be accessed through ABL AMC web site i.e. [www.ablfunds.com](http://www.ablfunds.com)

Yours truly

  
**Saqib Matin**  
 Chief Financial Officer & Company Secretary

*h*

Ref. No. ABL AMC /PSX/BOD Meeting-81/Notice - 16  
 October 15, 2024

The General Manager  
 Pakistan Stock Exchange Limited  
 Stock Exchange Building  
 Stock Exchange Road  
 Karachi

**Financial Results of ABL Islamic Money Market Fund (ABL - IMMF)  
 For the Quarter Ended September 30, 2024**

Dear Sir,


We are pleased to inform you that the Board of Directors of ABL Asset Management Company Limited (ABL AMCL), the Management Company of ABL Islamic Money Market Fund (ABL - IMMF), in their meeting held on Tuesday, October 15, 2024 at 11:00 a.m. at ABL's Board Room, situated at ABL Head Office, 3-Tipu Block New Garden Town, Lahore, has approved the condensed interim financial information (un-audited) of ABL Islamic Money Market Fund (ABL - IMMF) for the quarter ended September 30, 2024 and recommended the following.

- |       |   |         |
|-------|---|---------|
| i )   | <b>Cash dividend</b>  | Rs. Nil |
| ii )  | <b>Bonus issue</b>  | Nil     |
| iii ) | <b>Right issue</b>  | Nil     |
| iv )  | <b>The financial results of the ABL Islamic Money Market Fund are as follows:</b> |         |

|   | <b>For the Quarter<br/>ended September<br/>2024</b><br>---(Rupees in "000"--- |
|---|---|
| <b>INCOME</b>   |   |
| Income from government securities   | 343,727   |
| Profit on savings accounts  | 475,274   |
|   | 819,001   |
| Unrealised diminution on re-measurement of investments classified<br>as 'financial assets at fair value through profit or loss' - net | (1,683)   |
|   | (1,683)   |
| <b>Total Income</b>   | 817,318   |
| <b>EXPENSES</b>   |   |
| Remuneration of ABL Asset Management Company Limited - Management Company   | 22,840  |
| Punjab Sales Tax on remuneration of the Management Company  | 3,654   |
| Remuneration of Central Depository Company of Pakistan - Trustee  | 2,495   |
| Sindh Sales Tax on remuneration of the Trustee  | 374   |
| Fee to the Securities and Exchange Commission of Pakistan   | 3,402   |
| Auditors' remuneration  | 193   |
| Amortisation of preliminary expenses and floatation costs   | 26  |
| Printing and other charges  | 60  |
| <b>Total Operative Expenses</b>   | 33,044  |
| <b>Net income for the period before taxation</b>  | 784,274   |
| Taxation  | -   |
| <b>Net income for the period after taxation</b>   | 784,274   |
| Other comprehensive income for the period   | -   |
| <b>Total comprehensive income for the period</b>  | 784,274   |
| <b>Allocation of net income for the period:</b>   |   |
| Net income for the period after taxation  | 784,274   |
| Income already paid on units redeemed   | (16,274)  |
|   | 768,000   |
| <b>Accounting income available for distribution:</b>  |   |
| -Relating to capital gains  | -   |
| -Excluding capital gains  | 768,000   |
|   | 768,000   |

This condensed interim financial information (un-audited) of ABL Islamic Money Market Fund can be accessed through ABL AMC web site i.e. [www.ablfunds.com](http://www.ablfunds.com)

Yours truly



**Saqib Matin**  
 Chief Financial Officer & Company Secretary

The General Manager  
Pakistan Stock Exchange Limited  
Stock Exchange Building  
Stock Exchange Road  
Karachi

**Financial Results of ABL Financial Planning Fund (ABL - FPF)  
For the Quarter Ended September 30, 2024**

Dear Sir,

We are pleased to inform you that the Board of Directors of ABL Asset Management Company Limited (ABL AMCL), the Management Company of ABL Financial Planning Fund (ABL - FPF), in their meeting held on Tuesday, October 15, 2024 at 11:00 a.m. at ABL's Board Room, situated at ABL Head Office, 3-Tipu Block New Garden Town, Lahore, has approved the condensed interim financial information (un-audited) of ABL Financial Planning Fund (ABL - FPF) for the quarter ended September 30, 2024 and recommended the following.

- i) **Cash dividend**
- ii) **Bonus issue**
- iii) **Right issue**
- iv) **The financial results of the ABL Financial Planning Fund are as follows:**


|  | For the Quarter ended September 30, 2024 |                              |                           |        |
|--|--|------------------------------|---------------------------|--------|
|  | Active Allocation Plan                   | Conservative Allocation Plan | Strategic Allocation Plan | Total  |
|  | ------(Rupees in '000) -----             |                              |                           |        |
| <b>INCOME</b>  |  |                              |                           |        |
| Profit on deposits with banks  | 44                                       | 478                          | 344                       | 866    |
|  | 44                                       | 478                          | 344                       | 866    |
| (Loss) / gain on sale of investments - net   | (16)                                     | 82                           | 649                       | 715    |
| Unrealised diminution / appreciation on re-measurement of investment classified as 'financial assets at fair value through profit or loss' - net | (50)                                     | 8,123                        | 1,547                     | 9,620  |
|  | (66)                                     | 8,205                        | 2,196                     | 10,335 |
| <b>Total income</b>  | (22)                                     | 8,683                        | 2,540                     | 11,201 |
| <b>EXPENSES</b>  |  |                              |                           |        |
| Remuneration of ABL Asset Management Company Limited - Management Company  | 2  | 25                           | 18                        | 45     |
| Punjab sales tax on remuneration of the Management Company   | -  | 4                            | 3                         | 7      |
| Remuneration of Digital Custodian Company Limited - Trustee  | 1  | 39                           | 29                        | 69     |
| Sindh sales tax on remuneration of Trustee   | -  | 6                            | 4                         | 10     |
| Annual fee - Securities and Exchange Commission of Pakistan  | 1  | 41                           | 30                        | 72     |
| Auditors' remuneration   | 3  | 66                           | 59                        | 128    |
| Printing charges   | 1  | 26                           | 23                        | 50     |
| Bank and settlement charges  | 1  | -                            | -                         | 1      |
| <b>Total operating expenses</b>  | 9  | 207                          | 166                       | 382    |
| <b>Net (loss) / income for the period before taxation</b>  | (31)                                     | 8,476                        | 2,374                     | 10,819 |
| Taxation   | -  | -                            | -                         | -      |
| <b>Net (loss) / income for the period after taxation</b>   | (31)                                     | 8,476                        | 2,374                     | 10,819 |
| Other comprehensive income for the period  | -  | -                            | -                         | -      |
| <b>Total comprehensive (loss) income for the period</b>  | (31)                                     | 8,476                        | 2,374                     | 10,819 |
| <b>Allocation of Net Income for the period:</b>  |  |                              |                           |        |
| Net income for the period after taxation   | -  | 8,476                        | 2,374                     | 10,850 |
| Income already paid on units redeemed  | -  | -                            | (162)                     | (162)  |
|  | -  | 8,476                        | 2,212                     | 10,688 |
| <b>Accounting income available for distribution</b>  |  |                              |                           |        |
| - Relating to capital gains  | -  | 8,205                        | 2,196                     | 10,401 |
| - Excluding capital gain   | -  | 271                          | 16                        | 287    |
|  | -  | 8,476                        | 2,212                     | 10,688 |

For the Quarter ended September 30, 2023

|   | Active<br>Allocation<br>Plan | Conservative<br>Allocation<br>Plan | Strategic<br>Allocation<br>Plan | Total         |
|---|------------------------------|------------------------------------|---------------------------------|---------------|
| ------(Rupees in '000)-----   |                              |                                    |                                 |               |
| <b>INCOME</b>   |                              |                                    |                                 |               |
| Profit on deposits with banks   | 71                           | 106                                | 103                             | 280           |
| Dividend income   | 81                           | 7,797                              | 3,358                           | 11,236        |
|   | 152                          | 7,903                              | 3,461                           | 11,516        |
| Gain on sale of investments - net   | 409                          | 1,007                              | 1,770                           | 3,186         |
| Unrealised appreciation on re-measurement of investment<br>classified as 'financial assets at fair value through<br>profit or loss' - net | 442                          | 1,151                              | 6,816                           | 8,409         |
|   | 851                          | 2,158                              | 8,586                           | 11,595        |
| <b>Total income</b>   | <b>1,003</b>                 | <b>10,061</b>                      | <b>12,047</b>                   | <b>23,111</b> |
| <b>EXPENSES</b>   |                              |                                    |                                 |               |
| Remuneration of ABL Asset Management Company Limited<br>- Management Company  | 4                            | 14                                 | 12                              | 30            |
| Punjab sales tax on remuneration of the Management Company  | 1                            | 2                                  | 2                               | 5             |
| Accounting and operational charges  | 2                            | 44                                 | 36                              | 82            |
| Remuneration of MCB Financial Services Limited - Trustee  | 2                            | 40                                 | 33                              | 75            |
| Sindh sales tax on remuneration of Trustee  | -                            | 5                                  | 4                               | 9             |
| Annual fee - Securities and Exchange Commission of Pakistan   | 2                            | 42                                 | 35                              | 79            |
| Auditors' remuneration  | 8                            | 36                                 | 50                              | 94            |
| Printing charges  | -                            | 16                                 | 22                              | 38            |
| Listing fee   | -                            | 17                                 | 14                              | 31            |
| Legal & Professional Charges  | 29                           | 29                                 | 29                              | 87            |
| <b>Total operating expenses</b>   | <b>48</b>                    | <b>245</b>                         | <b>237</b>                      | <b>530</b>    |
| <b>Net income for the period before taxation</b>  | <b>955</b>                   | <b>9,816</b>                       | <b>11,810</b>                   | <b>22,581</b> |
| Taxation  | -                            | -                                  | -                               | -             |
| <b>Net income for the period after taxation</b>   | <b>955</b>                   | <b>9,816</b>                       | <b>11,810</b>                   | <b>22,581</b> |
| Other comprehensive income for the period   | -                            | -                                  | -                               | -             |
| <b>Total comprehensive income for the period</b>  | <b>955</b>                   | <b>9,816</b>                       | <b>11,810</b>                   | <b>22,581</b> |
| <b>Allocation of Net Income for the period:</b>   |                              |                                    |                                 |               |
| Net income for the period after taxation  | 955                          | 9,816                              | 11,810                          | 22,581        |
| Income already paid on units redeemed   | (95)                         | (85)                               | (125)                           | (305)         |
|   | 860                          | 9,731                              | 11,685                          | 22,276        |
| <b>Accounting income available for distribution</b>   |                              |                                    |                                 |               |
| - Relating to capital gains   | 851                          | 2,158                              | 8,586                           | 11,595        |
| - Excluding capital gain  | 9                            | 7,573                              | 3,099                           | 10,681        |
|   | 860                          | 9,731                              | 11,685                          | 22,276        |

This condensed interim financial information (un-audited) of ABL Financial Planning Fund can be accessed through ABL AMC web site i.e. [www.ablfunds.com](http://www.ablfunds.com).

Yours truly



Saqib Matin  
Chief Financial Officer & Company Secretary